



**Manfrotto**  
Imagine More

[manfrotto.co.uk](http://manfrotto.co.uk)

**Lighting Supports, Controls  
and Background Solutions**

# Manfrotto

## Lighting Supports, Controls and Background Solutions

Manfrotto offers the widest and most professional choice of lighting solutions to serve the photographic, broadcast and entertainment industries.

We hope you find the catalogue inspiring and useful.

For all the news that's still too new to print, please visit

**[www.manfrotto.com](http://www.manfrotto.com)**

### Contents






4	<b>STANDS</b>
44	<b>AUTOPOLE® SYSTEM</b>
50	<b>CLAMPS</b>
64	<b>ARMS</b>
74	<b>TILT HEADS</b>
78	<b>STILL LIFE</b>
84	<b>BACKGROUND SUPPORTS</b>
90	<b>CHROMA KEY FX BACKGROUND</b>
92	<b>LIGHT CONTROL</b>
94	<b>SKY TRACK SYSTEM</b>
106	<b>ADAPTERS</b>
114	<b>INDEX</b>

To understand the icons, consult the key to symbols on the back page.



## Stands

Manfrotto's range of stands consists of several product families which differ in design and materials depending both on the applications they are intended for and on the light type they have to support. These supports can be distinguished by the materials they are made of (aluminum or steel) and two tubing technologies (electrowelding or extrusion). Special attention has been paid to multiple technical solutions like pneumatic damping and levelling legs. The existing versions allow for extensions between 21cm and 550cm, with payloads between 1.5kg and 200kg.

MODEL	PRODUCTS	CODE
BABY LIGHTWEIGHT		Backlite Stand 012B
		Nano Pole stand MS0490A
		Black ALU LOW Mini Pro Stand 156BLB
		Black ALU NANO Stand 5001B
		Black ALU AIR Cushioned Mini Compact Stand 1051BAC
		Black ALU AIR Cushioned Compact Stand 1052BAC
		Black ALU AIR Cushioned Master Stand 1004BAC
	Black ALU AIR Cushioned Ranker Stand 1005BAC	
JUNIOR STANDS		Black ALU Stand 008BU
		STEEL Junior Stand 008CSU
		Black ALU Senior Stand 007BU
		Black STEEL Senior Stand 007BSU
		STEEL Senior Stand 007CSU
		Black STEEL Tall Stand 111BSU
		STEEL Tall Stand 111CSU
		Black STEEL Heavy Duty Stand 126BSU
		STEEL Heavy Duty Stand 126CSU
		Black ALU Super Stand 269BU
		Black STEEL Super Stand 270BSU
		STEEL Super Stand 270CSU
		Black ALU High Super Stand 269HDBU
		Extensions Black ALU Stand 142B
	Extensions STEEL High Stand 146CS	
	Extensions STEEL Stand 142CS	
	Extensions ALU High Stand 146B	
ROLLER		STEEL Column Stand 231CS
		Black ALU Column Stand 231B
		Black Baby Studio Stand 299B
		Black ALU studio Stand 298B
		BASE Black Large Brake 297BBASE
		Base Black Large Foot 297FBASE
		Base Black Small Brake 299BBASE
	Base Black Small Foot 299FBASE	
WIND-UP		STEEL 3-section Low Base Wind Up Stand 087NWL
		STEEL 2-section Low Base Wind Up Stand 083NWL
		STEEL Wind Up Stand 087NW
		Black STEEL Wind Up Stand 087NWB
		STEEL Short Wind Up Stand 087NWSH
		STEEL 2-section Wind Up Stand 083NW
		STAINLESS STEEL Super Wind Up Stand 387XU
	Black STAINLESS STEEL Super Wind Up Stand 387XBU	
LIGHTING BOOMS & BOOM STANDS		Black ALU Combi-Boom Stand with Sandbag 420B
		Combi-Boom Stand HD 420CSU
		Black Mega Boom (stand not included) 425B
		Black Light Boom 35 (stand not included) 085BSL
		Black Light Boom 35 (stand included) 085BS
		Black Super Boom (stand not included) 025BSL
		Black Super Boom (stand included) 025BS
		Black Light Boom (stand not included) 024B
		Super Boom with Column Stand 025TM
		Black Wall Boom (stand not included) 098B
	Black Short Wall Boom (stand not included) 098HB	

PAYLOAD								HEIGHT & WEIGHT			ATTACHMENT
≤ 2 kg	≤ 5 kg	≤ 10 kg	≤ 15 kg	≤ 20 kg	≤ 25 kg	≤ 30 kg	≥ 30 kg	cm	cm	kg	
✓								85	48	1,32	Spigot 5/8" M, 3/8" thread Male
✓								195	49	1,07	
✓								123	40	1,50	
✓								190	48	0,93	
	✓							211	67	1,00	
	✓							237	86	1,20	
		✓						366	107	3,00	
			✓					237	100	2,00	Receiver 5/8" F / diameter 17mm M (JP), Spigot 5/8" M, 1/4" W thread Male, 3/8" thread Male
				✓				212	112	4,20	Bushings 1 1/8" F, Spigot 5/8" M, 3/8" thread Male
						✓		216	116	6,40	
			✓					315	122	3,00	
				✓				325	122	7,30	
					✓			325	122	7,30	
						✓		380	155	9,00	
							✓	380	155	9,00	
							✓	333	131	8,30	
							✓	333	131	8,30	
							✓	455	144	8,00	
							✓	477	144	13,50	
							✓	477	144	13,50	
		✓						730	173	10,00	
							Extension	210		2,40	
							Extension	314		4,80	
							Extension	210		3,60	
							Extension	314		2,80	
			✓					250	121	8,00	Spigot 5/8" M, Receiver 5/8" F, 1/4" W thread Male, 3/8" thread Male
				✓				250	121	6,40	
			✓					272	105	4,80	Receiver 5/8" F / diameter 17mm M (JP), Spigot 5/8" M, 1/4" W thread Male, 3/8" thread Male
			✓					300	125	6,00	
							✓		52	5,70	
							✓		52	4,40	
							✓		36	4,80	
							✓		36	3,50	
							✓	276	134	16,00	
							✓	190	112	11,00	
							✓	370	181	21,40	
							✓	370	181	21,40	
							✓	276	155	15,50	
							✓	247	153	16,00	
							✓	366	184	32,50	
							✓	366	184	32,50	
			✓					392	113	2,70	
				✓				392	113	5,60	
							6kg at max extension, 30kg at minimum extensions, both with 30kg of counterweight	320		15,00	
							6kg at max extension with 7kg of counterweight	280		2,20	
							6kg at max extension with 7kg of counterweight	280		16,40	
							5kg at max extension with 7kg of counterweight	270		4,10	
							5kg at max extension with 7kg of counterweight	100		21,00	
							3kg at max extension with 4,5kg of counterweight	200		1,40	
							5kg at max extension with 7kg of counterweight	108		18,50	
							4,5kg at max extension	210		2,30	
							✓	122		2,00	


This series of Manfrotto baby lighting stands are ideal for most photographic strobe heads and lighter weight fixtures and LED lights. They fold quickly to a compact size, fitting into most lighting kits. They are the versatile and lightweight companion for shoots in studio or on location.



A stronger and more ergonomic handle helps you while securing stands into the operating position.



Just a click away from your baby. Push on the new locking device and detach one stand, ready to go.



Anti-rotation 3/8" top screw fixing, plus 1/4" adapter for matching any requirement.

Excellent protection against corrosion and wear is ensured by aluminium anodization.

Versions featuring air cushioning for preventing damage to the lighting fixture during column retraction.



A new bi-injection casting provides the photographer with a better ergonomic grip.



**BACKLITE STAND 012B**

Black steel base with detachable aluminium column. 2 sections, 1 riser. Ø: 22, 19mm. Solid flat legs: 20x5mm. A versatile stand allowing fixtures to mount on the ground or on the included pole for extra height.

9cm	85cm	48cm	60cm
1.32kg	Pole type 18 + type 19	3kg	Base type 1 + Spigot Art. 013



**BLACK ALU LOW MINI PRO STAND 156BLB**

Aluminium stand. 4 sections, 3 risers. Ø: 25, 22, 19, 16mm. Leg Ø: 16mm. Perfect for background lights.

40cm	123cm	40cm	45cm
0.62kg	1.5kg	Type 19 + Adapter Art. 015	



**NANO PLUS STAND 5002BL**

Manfrotto's strongest Nano Stand ever, tailored for the most demanding image makers working in the studio or on location.

52cm	197cm	52cm	105cm
1.35kg	kg	Type 19 + Adapter Art. 015	



**BLACK ALU NANO STAND 5001B-1**

Aluminium stand. 5 sections, 4 risers. Ø: 25, 22, 19, 16, 13mm. Solid flat legs 15x5mm. An ideal stand for kits due to its compact design.

49cm	190cm	48cm	100cm
0.93kg	1.5kg	Type 19 + Adapter Art. 015	



**NANO POLE STAND MS0490A-1**

Aluminum stand, compact stand with 5 sections, 4 risers. The column can be detached from the base and used as a boom.

49cm	195cm	49cm	100cm
1.07kg	1.5kg	Type 19	



**CARBON NANOPOLE STAND MS0390C**

Aluminium base, Carbon Fibre column, compact stand with 5 sections, 4 risers. The column can be detached from the base and used as a boom.

61cm	197cm	51cm	100cm
0.78 kg	kg	Type 19	

ADAPTO

Material alternatives are crucial to provide high performance and light weight.

Adapto® is the new material specifically developed by Manfrotto for both collars and spider castings of the 1051BAC MINI COMPACT STAND and the 1052BAC COMPACT STAND.

Adapto® is a special technical polymer that is comparable to aluminium in strength, but is 50% lighter. Adapto® is an ideal material for photo imaging equipment as it has superb resistance to extreme temperatures and will not corrode or oxidize. Additionally, Adapto® is an excellent vibration absorption material, making our equipment the ultimate in vibration free shots.

New Adapto® collars are made from a single locking component, ensuring better performance and easier maintenance.



**BLACK ALU AIR CUSHIONED MINI COMPACT STAND 1051BAC**

Aluminium stand, air cushioned. 4 sections, 3 risers.  
Ø: 25, 22, 19, 16mm. Leg Ø: 19mm.

75cm	211cm	67cm	70cm
1kg	4kg	Type 19	017
+ Adapter Art. 015			

**BLACK ALU AIR CUSHIONED MINI COMPACT STAND IN 3-PACK 1051BAC-3**

Same as 1051BAC, available in 3-pack. Not illustrated



**BLACK ALU AIR CUSHIONED COMPACT STAND 1052BAC**

Aluminium stand, air cushioned. 3 sections, 2 risers.  
Ø: 25, 22, 19mm. Leg Ø: 19mm.

101cm	237cm	86cm	109cm
1.2kg	5kg	Type 19	017
+ Adapter Art. 015			

**BLACK ALU AIR CUSHIONED COMPACT STAND IN 3-PACK 1052BAC-3**

Same as 1052BAC, available in 3-pack. Not illustrated



**BLACK ALU AIR CUSHIONED MASTER STAND 1004BAC**

Aluminium stand, air cushioned. 4 sections, 3 risers.  
Ø: 35, 30, 25, 20mm. Leg Ø: 22mm.

124cm	366cm	107cm	106cm
3kg	9kg	Type 19	018
+ Adapter Art. 015			

**BLACK ALU AIR CUSHIONED MINI MASTER STAND IN 3-PACK 1004BAC-3**

Same as 1004BAC, available in 3-pack. Not illustrated



**BLACK ALU AIR CUSHIONED RANKER STAND 1005BAC**

Aluminium stand, air cushioned. 3 sections, 2 risers.  
Ø: 35, 30, 25mm. Leg Ø: 22mm.

118cm	273cm	100cm	106cm
2kg	10kg	Type 25	018
+ Spigot Art. 013			

**BLACK ALU AIR CUSHIONED MINI RANKER STAND IN 3-PACK 1005BAC-3**

Same as 1005BAC, available in 3-pack. Not illustrated



With the piling system portability is at the essence! Cling them together and save a lot of room in the studio or carry them in a compact case to easily bring them with you for outdoor shooting. The new baby is now able to stand up on its own even when it's closed.



**MINI BACKLITE BASE FEMALE ATTACHMENT 003MF**

The hole at the end of each leg enables the user to nail the stand to the floor, hang it on a wall or fix it to the ceiling.

8cm	40cm	0.5kg	10kg	Type 1



**MINI BACKLITE BASE MALE ATTACHMENT 003M**

Same as 003MF but with 16mm male attachment (Type 22).

9.7cm	40cm	0.52kg	10kg	Type 22



**BACKLITE BASE 003**

Fold away base.

9cm	60cm	1kg	15kg	Type 1	+ Spigot Art.013

Junior Lighting stands are medium-high payload stands, suitable for supporting reflectors or luminaires in studio or location. Chrome steel, black zinc and silver or black aluminum versions are available, all with double braced leg base for extra stability and safety. Optional air cushioning as indicated in the product code description (AC).



28mm die cast aluminium socket together with a 16mm stud.



Double braced legs for better stability, resistance and safety.



All versions feature levelling leg for better stability.



All stands in the series can be equipped with wheels either braked wheels.



**BLACK ALU STAND 008BU**

Black aluminium stand. 2 sections, 1 riser.  
 Ø: 35, 30mm. Leg Ø: 22mm. 1 levelling leg.

131cm	212cm	112cm	118cm	4.2kg
15kg	3kg@212cm	Type 14	109, 110, 110G	



**STEEL JUNIOR STAND 008CSU**










Chrome plated steel stand. 2 sections, 1 riser.  
 Ø: 35, 30mm. Leg Ø: 22mm. 1 levelling leg.

132cm	216cm	116cm	118cm	6.4kg
30kg	18kg@216cm	Type 14	110, 110G	



**BLACK ALU SENIOR STAND 007BU AC**










Aluminium stand. 3 sections, 2 risers.  
 Ø: 35, 30, 25mm. Leg Ø: 22mm. 1 levelling leg.

-  124cm
-  315cm
-  122cm
-  118cm
-  3kg
-  12kg
-  2.5kg@315cm
-  Type 14
-  109, 110, 110G



**BLACK STEEL SENIOR STAND 007BSU**










Black chrome plated steel stand. 3 sections, 2 risers.  
 Ø: 35, 30, 25mm. Leg Ø: 22mm. 1 levelling leg.

-  124cm
-  325cm
-  122cm
-  118cm
-  7.3kg
-  20kg
-  6.7kg@325cm
-  Type 14
-  109, 110, 110G



**STEEL SENIOR STAND 007CSU**










Chrome plated steel stand. 3 sections, 2 risers.  
 Ø: 35, 30, 25mm. Leg Ø: 22mm. 1 levelling leg.

-  124cm
-  325cm
-  122cm
-  118cm
-  7.3kg
-  20kg
-  6.7kg@325cm
-  Type 14
-  109, 110, 110G



**BLACK STEEL TALL STAND 111BSU**

Black chrome plated steel stand. 3 sections, 2 risers.  
 Ø: 35, 30, 25mm. Leg Ø: 22mm. 1 levelling leg.  
 The small footprint makes this stand perfect for tight spaces.

-  146cm
-  380cm
-  155cm
-  102cm
-  9kg
-  25kg
-  6kg@380cm
-  Type 14
-  103, 104, 104G





**STEEL TALL STAND 111CSU**

Chrome plated steel stand. 3 sections, 2 risers.  
 Ø: 35, 30, 25mm. Leg Ø: 22mm. 1 levelling leg.  
 The small footprint makes this stand perfect for tight spaces.

- 
- 
- 
- 
- 
- 
- 
- 
- 



**BLACK STEEL HEAVY DUTY STAND 126BSU AC**

Chrome plated steel stand. 3 sections, 2 risers.  
 Ø: 40, 35, 30mm. Leg Ø: 22mm. 1 levelling leg.

- 
- 
- 
- 
- 
- 
- 
- 
- 



**STEEL HEAVY DUTY STAND 126CSU AC**

Chrome plated steel stand. 3 sections, 2 risers.  
 Ø: 40, 35, 30mm. Leg Ø: 22mm. 1 levelling leg.

- 
- 
- 
- 
- 
- 
- 
- 
- 



**BLACK ALU SUPER STAND 269BU**










Aluminium stand. 4 sections, 3 risers.  
 Ø: 50, 45, 40, 35mm. Leg Ø: 30mm. 1 levelling leg.

- 
- 
- 
- 
- 
- 
- 
- 
-



**BLACK STEEL SUPER STAND 270BSU**










Black chrome plated steel stand. 4 sections, 3 risers. Ø: 50, 45, 40, 35mm. Leg Ø: 30mm. 1 levelling leg.  
There is a reason we call this the super stand! Incredible reach of 477cm that can support fixtures up to 40kg.

-  144cm
-  477cm
-  144cm
-  174cm
-  13.5kg
-  40kg
-  12kg@477cm
-  Type 14
-  103, 104, 104G



**STEEL SUPER STAND 270CSU**










Chrome plated steel stand. 4 sections, 3 risers.  
Ø: 50, 45, 40, 35mm. Leg Ø: 30mm. 1 levelling leg.

-  144cm
-  477cm
-  144cm
-  174cm
-  13.5kg
-  40kg
-  12kg@477cm
-  Type 14
-  103, 104, 104G



**BLACK ALU HIGH SUPER STAND 269HDBU**

Aluminium stand. 6 sections, 5 risers.  
 Ø: 50, 45, 40, 35, 30, 25mm. Leg Ø: 30mm. 1 levelling leg.

-  190cm
-  730cm
-  173cm
-  174cm
-  10kg
-  10kg
-  1kg@730cm
-  Type 14
-  103, 104, 104G



**BLACK ALU STAND EXTENSION 142B**

2 section (Ø 35, 30mm) black aluminium extension.  
 Minimum height: 125cm. Maximum height: 210cm.

-  2.4kg
-  Top type 14
-  Bottom type 37



**STEEL HIGH STAND EXTENSION 146CS**

3 section (Ø 35, 30, 25mm) chrome steel extension.  
 Minimum height: 137cm. Maximum height: 314cm.

-  4.8kg
-  Top type 14
-  Bottom type 37



**STEEL STAND EXTENSION 142CS**

2 section (Ø 35, 30mm) chrome steel extension.  
 Minimum height: 125cm. Maximum height: 210cm.

-  3.6kg
-  Top type 14
-  Bottom type 37



**BLACK ALU HIGH STAND EXTENSION 146B**

3 section (Ø 35, 30, 25mm) black aluminium extension.  
 Minimum height: 137cm. Maximum height: 314cm.

-  2.8kg
-  Top type 14
-  Bottom type 37

Roller stands are characterized by low profile bases that slip easily into position on set. All models are supplied with free running wheels and positive brakes.



Quick action folding legs.



Low profile or an easier and quicker positioning of light fixtures.






Levelling leg.



**STEEL COLUMN STAND 231CS**









Chrome plated steel post: Ø: 35mm.  
Height of light fixture: from ground level to 250cm.  
Complete with braked wheels. 1 levelling leg.

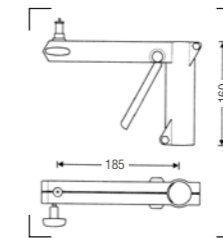
-  35cm
-  250cm
-  121cm
-  100cm
-  8kg
-  8kg
-  5kg@250cm
-  Type 1  
+ Spigot Art. 013



**BLACK ALU COLUMN STAND 231B**

Black aluminium post: Ø: 35mm.  
Height of light fixture: from ground level to 250cm.  
Complete with braked wheels. 1 levelling leg.

-  35cm
-  250cm
-  121cm
-  100cm
-  6.4kg
-  8kg
-  2kg@250cm
-  Type 1  
+ Spigot Art. 013



**SLIDING SUPPORT ARM 231ARM**

Quick release arm, used to mount standard 16mm light fixtures, attachments 16mm female and Spigot 013 (16mm male and 1/4" - 3/8" screws).



**BLACK BABY STUDIO STAND 299B**

Black steel base, silver anodised aluminium sections, complete with wheels.  
3 sections, 2 risers. Ø: 35, 30, 25mm. 1 levelling leg.

- |       |             |                          |      |       |
|-------|-------------|--------------------------|------|-------|
|       |             |                          |      |       |
| 108cm | 272cm       | 105cm                    | 75cm | 4.8kg |
|       |             |                          |      |       |
| 12kg  | 2.2kg@272cm | Type 3 + Spigot Art. 013 |      |       |



**BLACK ALU STUDIO STAND 298B**

Black steel base, silver anodised aluminium sections, complete with wheels.  
3 sections, 2 risers. Ø: 35, 30, 25mm. 1 levelling leg.

- |       |           |         |       |     |
|-------|-----------|---------|-------|-----|
|       |           |         |       |     |
| 129cm | 300cm     | 125cm   | 100cm | 6kg |
|       |           |         |       |     |
| 15kg  | 5kg@300cm | Type 14 |       |     |



**BLACK LARGE BRAKE BASE 297BBASE**

1 levelling leg.  
Complete with braked wheels.

- |      |         |       |       |
|------|---------|-------|-------|
|      |         |       |       |
| 28cm | 52cm    | 100cm | 5.7kg |
|      |         |       |       |
| 40kg | Type 14 |       |       |



**BLACK LARGE FOOT BASE 297FBASE**

1 levelling leg.  
Complete with feet.

- |      |         |       |       |
|------|---------|-------|-------|
|      |         |       |       |
| 21cm | 52cm    | 100cm | 4.4kg |
|      |         |       |       |
| 40kg | Type 14 |       |       |



**BLACK SMALL BRAKE BASE 299BBASE**

1 levelling leg.  
Complete with braked wheels.

- |      |         |      |       |
|------|---------|------|-------|
|      |         |      |       |
| 28cm | 36cm    | 75cm | 4.8kg |
|      |         |      |       |
| 40kg | Type 14 |      |       |



**BLACK SMALL FOOT BASE 299FBASE**

1 levelling leg.  
Complete with feet.

- |      |         |      |       |
|------|---------|------|-------|
|      |         |      |       |
| 21cm | 36cm    | 75cm | 3.5kg |
|      |         |      |       |
| 40kg | Type 14 |      |       |

Mighty stands that reach high height. Made by chrome or stainless steel, single and double risers which extend simultaneously. Levelling leg for easy positioning and double braces leg base for extra stability and safety.



Cable transmission is fully inside sections.

Third internal safety cable.

"Safe finger" protection.



Bolts: all wind up stands assembled using bolts instead of rivets for easier maintenance.



Fold away crank handle for avoiding split up during usage and reducing protrusion during storage.



Double braced legs for better stability, resistance and safety.



All versions feature levelling leg for better stability.



All stands in the series can be equipped with wheels either braked wheels.



Aluminium feet for improved stability and longer durability.

Footrest for easy access to top section.



STEEL 3 SECTION LOW BASE WIND UP STAND **087NWL B**

Geared centrepost steel stand. 3 sections, 2 risers. Ø: 55, 45, 38mm. 1 levelling leg. Fitted with braked wheels.

144cm	276cm	134cm	100cm	16kg
30kg	5.5kg@276cm	Type 14		



STEEL 2 SECTION LOW BASE WIND UP STAND **083NWL B**

Geared centrepost steel stand. 2 sections, 1 riser. Ø: 55, 45mm. 1 levelling leg. Fitted with braked wheels.

129cm	190cm	112cm	100cm	11kg
35kg	2.5kg@190cm	Type 14		



**STEEL WIND UP STAND 087NW**

Chrome steel stand with geared column.  
2 risers extend simultaneously at an elevation of 4.4cm per handle turn.  
Safety cable ensures simultaneous retrieval of all sections.  
3 sections, 2 risers. Ø: 55, 45, 38mm. Leg Ø: 30mm. 1 levelling leg.

- 167cm
- 370cm
- 181cm
- 128cm
- 21.4kg
- 30kg
- 30kg@370cm
- Type 14
- 104, 104G, 374-10



**BLACK STEEL WIND UP STAND 087NWB**

Black chrome steel stand with geared column.  
2 risers extend simultaneously at an elevation of 4.4cm per handle turn.  
Safety cable ensures simultaneous retrieval of all sections.  
3 sections, 2 risers. Ø: 55, 45, 38mm. Leg Ø: 30mm. 1 levelling leg.

- 167cm
- 370cm
- 181cm
- 128cm
- 21.4kg
- 30kg
- 30kg@370cm
- Type 14
- 104, 104G, 374-10



**STEEL SHORT WIND UP STAND 087NWSH**

Short version of 087NW. 3 sections, 2 risers.  
Ø: 55, 45, 38mm. Leg Ø: 30mm. 1 levelling leg.

- 135cm
- 276cm
- 155cm
- 128cm
- 15.5kg
- 30kg
- 15kg@276cm
- Type 14
- 104, 104G, 374-10

**STEEL 2 SECTION WIND UP STAND 083NW**










Chrome steel stand with geared column. Elevation: 2.2cm per handle turn.  
2 sections, 1 riser. Ø: 55, 45mm. Leg Ø: 30mm. 1 levelling leg.

- 139cm
- 247cm
- 153cm
- 128cm
- 16kg
- 45kg
- 30kg@247cm
- Type 14
- 104, 104G, 374-10



**STAINLESS STEEL SUPER WIND UP STAND 387XU**










Heavy lift stand with strengthened stainless steel column and legs, chrome steel risers and geared column.  
 3 sections Ø: 70, 60, 50mm.  
 2 risers which extended simultaneously at 4.4cm per handle turn.  
 Safety cable ensures simultaneous retrieval of all sections.  
 Rapid adjustment. Leg Ø 35mm. 1 levelling leg.

-  156cm
-  366cm
-  179cm
-  180cm
-  32.5kg
-  80kg
-  80kg@366cm
-  28mm
-  374



**BLACK STAINLESS STEEL SUPER WIND UP STAND 387XBU**

Heavy lift stand with strengthened stainless steel column and legs, black chrome steel risers and geared column.  
 3 sections Ø: 70, 60, 50mm.  
 2 risers which extended simultaneously at 4.4cm per handle turn.  
 Safety cable ensures simultaneous retrieval of all sections.  
 Rapid adjustment. Leg Ø 35mm. 1 levelling leg.

-  156cm
-  366cm
-  179cm
-  180cm
-  32.5kg
-  80kg
-  80kg@366cm
-  28mm
-  374






All Manfrotto stands provide for a high level of customisation, thanks to a wide range of accessories like wheels, sand bags, clips, wind-bracing kit and stans holder that can accept any lighting fixture, in order to match any requirement.



**THREE BABY BRACKET 154B**



65cm long T Bar with 3 x 16mm sockets plus 3 x 16mm Spigot Art. 013. Designed to fit on stand or bracket with 16mm pin.

-  0.79kg
-  28mm
-  16mm + Spigot Art. 013



**EXPAN ATTACHMENT 081**

Another quick solution to hang your expan up to a baby stand.

-  0,204kg
-  Type 1



**WIND-BRACING KIT 087WBK**

Wind-bracing kit of 3 ropes. Length: 10m. Not supplied with the stand.



**STAND HOLDER 027**

Holder for 8 light stands. Width: 115cm. Distance between fixing holes: 64.4cm. Depth: 19cm.

-  2.8kg



**T BAR 614**

4 x Lantern T Bar 1220mm long.



**T BAR 613PAR**

"T" Bar specifically design to carry six PAR 57 or 64 luminaires. Supplied with a built in TV male spigot. Max load capacity: 6kg on each attachments, only at the ends 12kg on each side.



**SMALL SAND BAG G100-2**

(Sand not supplied)

-  6kg



**EXTRA LARGE SAND BAG G300**

(Sand not supplied)

-  35kg

**LARGE SAND BAG G200-1**

(Sand not supplied)

-  10kg



**SMALL CABLE CLIP 064**

Clamps on Ø: 18mm to 26mm. Allen key not supplied. Set of four.



0.02kg



**LARGE CABLE CLIP 093**

Clamps on Ø: 28mm to 40mm. Allen key not supplied. Set of four.



0.03kg



**CASTER WHEEL SET 017**

Caster wheel set for stands with legs Ø: 19mm. Set of three.



0.45kg 10kg



**CASTER WHEEL SET 018**

Caster wheel set for stands with legs Ø: 22mm. Set of three.



0.45kg 10kg



**WHEEL SET 104**

Ø: 75mm with brakes and M10 attachment. Set of three.



1.5kg 75kg



**WHEEL SET 109**

Ø: 80mm without brakes and adapter for legs Ø: 22mm. Set of three.



1.43kg 60kg



**WHEEL SET 110**

Ø: 75mm with brakes and adapter for legs Ø: 22mm. Set of three.



1.7kg 75kg



**WHEEL SET 104G**

Ø: 100mm with brakes and M10 attachment. Set of three.



3kg 100kg



**WHEEL SET 110G**

Ø: 100mm with brakes and adapter for legs Ø: 22mm. Set of three.



3.2kg 100kg



**WHEELS FOR SUPER WIND UP 374**

Ø: 160mm with brakes. Set of three.



7.2kg 300kg

**WHEELS FOR SUPER WIND UP 374-10**

Not illustrated

Ø: 160mm with brakes and M10 attachment. Set of three.



7.2kg 300kg

Lighting booms and boom stands provide the idea unobtrusive way to position lighting and reflector equipment directly above the subject. Boom stands are the perfect answer to those who need the flexibility of a boom and a lighting stand in one unit. Available in lightweight aluminum and steel in light weight aluminum and steel for any type of shoot. Using a special articulated joint, which work both as a locking collar and as a pivoting boom clamp, all Manfrotto upright boom stands can rapidly be converted into stands with horizontal boom arms.

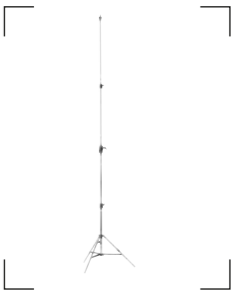
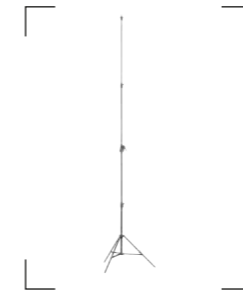
Sandbag counterweight available.



5/8" top fixing with 3/8" screw fixing (adjustable 90°) and 1/4" adapter for matching any requirement.



A special articulated coupler allows this model to be used either as a normal stand or boom.



**BLACK ALU COMBI-BOOM STAND WITH SANDBAG 420B**

Aluminium stand. Supplied with sandbag counterweight (empty) for maximum stability and smoothness.  
 4 sections, 3 risers. Ø: 35, 30, 25, 20mm. Leg Ø: 22mm.  
 Minimum extension boom: 19cm  
 Maximum extension boom: 191cm  
 Maximum load at boom full extension: 2kg with counterweight.

- 131cm
- 392cm
- 113cm
- 109cm
- 2.7kg
- 9kg
- 0.9kg@392cm
- 018
- Type 25 + Spigot Art. 013



**COMBI-BOOM STAND HD 420CSU**

Same as 420B but with legs and column in steel, last two sections in aluminium.  
 Maximum load at boom full extension: 5kg with 35kg of counterweight.

- 131cm
- 392cm
- 113cm
- 109cm
- 5.6kg
- 12kg
- 1.5kg@392cm
- 018
- Type 25 + Spigot Art. 013



**BLACK MEGA BOOM (STAND NOT INCLUDED) 425B**

Largest boom in the range, remote control of pan, tilt and rotation of laminar plus geared telescopic extension. Combination of black zinc steel and black anodised aluminium tubes. Supplied with sandbag.  
 2 sections (Ø: 45, 55mm).  
 Folded length: 220cm.  
 Minimum extension from stand attachment: 50cm.  
 Maximum extension from stand attachment: 320cm.  
 \* Load: 6kg at maximum extension with 30kg of counterweight.  
 30kg at minimum extension with 30kg of counterweight.

Suggested stands: Wind Up series.

-   
15kg
-   
6kg-30kg\*
-   
16mm/28mm
-   
28mm stand attachment
- 



Product in use



**BLACK LIGHT BOOM 35 (STAND NOT INCLUDED) 085BSL**

Ø 35mm. 3 section boom arm complete with Pivoting Clamp 123, counterweight G-Peso 022, cable clips and locking key.  
 Weight: 2.2kg, boom only.  
 Dismantled length: 100cm.  
 Assembled length: 280cm.  
 Minimum extension from stand attachment: 10cm.  
 Maximum extension from stand attachment: 250cm.  
 Load: 6kg at maximum extension with 7kg of counterweight.

-   
2.2kg
-   
6kg
-   
Type 25 + Spigot Art. 013
-   
28mm stand attachment

**BLACK LIGHT BOOM 35 (STAND INCLUDED) 085BS**

Not illustrated

Ø 35mm 3 sections boom arm complete with Pivoting Clamp 123, counterweight G-Peso 022, Cine Stand with casters, cable clips and locking key.  
 Weight: 2.2kg, boom only.  
 Dismantled length: 100cm.  
 Assembled length: 280cm.  
 Minimum extension from stand attachment: 10cm.  
 Maximum extension from stand attachment: 250cm.  
 Load: 6kg at maximum extension with 7kg of counterweight.

-   
16.4kg
-   
6kg
-   
Type 25 + Spigot Art.013
-   
28mm stand attachment



Product in use







**BLACK SUPER BOOM (STAND NOT INCLUDED) 025BSL**

Ø 35mm. 1 section boom complete with Pivoting Clamp 123, counterweight G-Peso 022, cable clips.  
 Weight: 4.1kg, boom only.  
 Remote control of lighting movement: 270cm long.  
 Minimum extension from stand attachment: 24cm.  
 Maximum extension from stand attachment: 100cm.  
 Load: 5kg at maximum extension with 7kg of counterweight.

-   
4.1kg
-   
5kg
-   
Type 17 + Rapidapter Art. 014-38
-   
28mm stand attachment

**BLACK SUPER BOOM (STAND INCLUDED) 025BS** Not illustrated

Ø 35mm 1 section boom arm complete with Pivoting Clamp 123, counterweight G-Peso 022, Cable Clips and Cine Stand 008 with casters.  
 Weight: 4.1kg, boom only.  
 Remote control of lighting movement: 270cm long.  
 Minimum extension from stand attachment: 24cm.  
 Maximum extension from stand attachment: 100cm.  
 Load: 5kg at maximum extension with 7kg of counterweight.

-   
21kg
-   
5kg
-   
Type 25 + Rapidapter Art. 014-38
-   
28mm stand attachment





Product in use



**BLACK LIGHT BOOM (STAND NOT INCLUDED) 024B**

Boom attaches to the shaft of most lightstands with diameters of 19, 20, 25, 28mm.  
 Ø: 25mm 3 section boom arm complete with Pivoting Clamp 124, counterweight G-Peso 023, cable clips and locking key.  
 Weight: 1.4kg, boom only.  
 Dismantled length: 71cm.  
 Assembled length: 200cm.  
 Minimum extension from stand attachment: 120cm.  
 Maximum extension from stand attachment: 210cm.  
 Load: 3kg at maximum extension with 4.5kg of counterweight.

-  1.4kg
-  3kg
-  5/8" (16mm) Spigot
-  5/8" (16mm) Receiver
-  Type 25 + Spigot Art. 013



Product in use



**SUPER BOOM WITH COLUMN STAND 025TM**

Ø 35mm. 1 section boom arm complete with Pivoting Clamp 123, counterweight G-Peso 022, Cable Clips and Column Stand with casters.  
 Weight: 4.1kg, boom only.  
 Remote control of lighting movement: 140cm long.  
 Minimum extension from stand attachment: 10cm.  
 Maximum extension from stand attachment: 108cm.  
 Load: 5kg at maximum extension with 7kg of counterweight.

-  18.5kg
-  5kg
-  Type 17+ Rapidapter Art. 014-38
-  28mm stand attachment



Product in use



**BLACK WALL BOOM (STAND NOT INCLUDED) 098B**

Wall mounted boom arm. 2 sections (Ø 35, 29mm).  
 Rotation: 160° vertically and 180° horizontally.  
 Minimum extension from stand attachment: 120cm.  
 Maximum extension from stand attachment: 210cm.  
 Load: 4.5kg at maximum extension.

-  2.3kg
-  4.5kg
-  Type 15 + Spigot Art. 013



**BLACK SHORT WALL BOOM (STAND NOT INCLUDED) 098SHB**

Minimum extension from stand attachment: 78cm.  
 Maximum extension from stand attachment: 12cm.

-  2kg
-  5kg
-  Type 25 + Spigot Art. 013



**BLACK MINI BOOM 173B**

Boom shaft Ø: 20mm. Length: 109cm.



0.32kg Type 18 and Type 19



**PIVOTING BOOM CLAMP 123**

Pivoting clamp for Ø 35mm boom shaft Ø 28mm male and Ø 16mm attachment.



0.72kg



**PIVOTING BOOM CLAMP 124**

Pivoting clamp for Ø: 19, 20, 25 and 28mm boom shafts (or any tubes of these diameters).



0.67kg



**G-PESO 022**

Counterweight. Clamps on Ø 22mm to 35mm.



6.7kg



**MINI COUNTERWEIGHT 172**

Clamps on bars from Ø 13mm to 30mm.



1,3kg

**L-PESO 023**

Not illustrated



4.3kg



**EXTRA LARGE SAND BAG G300**

(Sand not supplied)



35kg



**SMALL SAND BAG G100-2**

(Sand not supplied)



6kg

**LARGE SAND BAG G200-1**

(Sand not supplied)



10kg

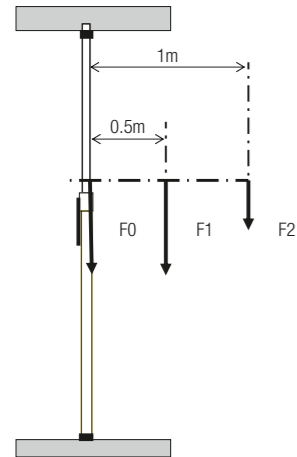
## Autopole® System

The ultimate adjustable lighting pole system can be used to create a background support, structure a lighting grid, or for hundreds of other studio and outdoor applications. Its unique single action cantilever locking system exerts the correct amount of pressure to assure a secure fit, wedging the protective rubber ends in place, ceiling to floor. The cantilever system incorporates a safety lock to prevent accidental de-tensioning or movement.

Unique cantilever single action locking system exerts pressure to securely wedge the rubber suction cup ends in place. Cantilever system incorporates safety lock. Floor to ceiling, or wall to wall fixing for strong vertical or horizontal support of lighting.

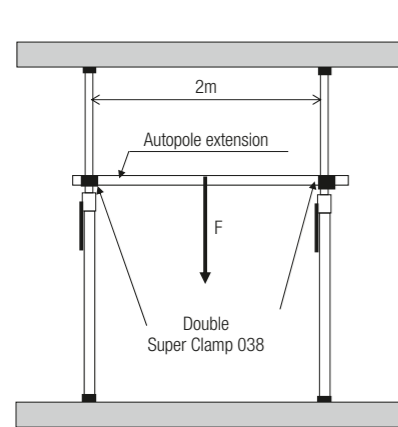
**Loading limits**

The following figures are valid for use with rigid floors and ceilings, and with the protection-cups mounted on the suction-cups.



MODELS	Load (kg)		
	F0	F1	F2
032	30	30	15
076	30	30	15
077	30	30	15
432-2.7	24	24	12
432-3.7	24	24	12

F0: maximum axial load - F1: maximum load with 0.5m arm - F2: maximum load with 1m arm



MODELS	Load (kg)
	F
032	20
076	20
077	20
432-2.7	20
432-3.7	20

**AUTOPOLE 077 B**

Extends from 100cm to 170cm. Pole Ø: 45mm and 40mm.



1.5kg

**AUTOPOLE 076 B**

Extends from 150cm to 270cm. Pole Ø: 45mm and 40mm.



1.83kg

**AUTOPOLE 032 B**

Extends from 210cm to 370cm. Pole Ø: 45mm and 40mm.



2.2kg



**AUTOPOLE 2 432-2.7 B**

Two position variable thrust. Extends from 150cm to 270cm. Pole Ø: 45mm and 40mm.



2.23kg

**AUTOPOLE 2 432-3.7 B**

Two position variable thrust. Extends from 210cm to 370cm. Pole Ø: 45mm and 40mm.



2.6kg

**MINI AUTOPOLE 332-3.7B**

Extends from 210cm to 370cm. Pole Ø: 35mm and 32mm.



1.38kg

432-2.7

432-3.7

332-3.7

077

076

032





**AUTOPOLE BASE 032BASE B**

For tubes: Ø 45mm. Legs Ø: 22mm.



86cm



126cm



1.2kg



**AUTOPOLE SPIRIT LEVEL 032SPL**

Spirit level for use on Autopole®, or on tubes of 25mm to 60mm diameter.



**AUTOPOLE PROTECTION CAPS 032PC**

Set of four protection caps for rubber feet with inner hole. Ø: 16.5mm. Suitable for use with all Autopoles except Midi Autopole® 332 and Mini Pole 170.

**EXTENSION TUBE 034 B**

Autopole® Extension tube. Ø: 40mm. Length: 1,5m. Suitable for Autopole2® and Autopole®.



0.53kg

**EXTENSION TUBE 033 B**

Autopole® Extension tube. Ø: 40mm. Length: 2m. Suitable for Autopole2® and Autopole®.



0.69kg

**MINI POLE 170 B**

Spring loaded mini pole. Extends from 175cm to 330cm. Post Ø: 25mm and 28mm.



0.87kg



034

033

170

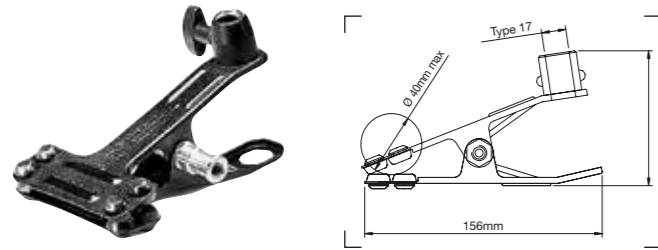
## Clamps



Manfrotto offers several families of clamps to position lights and accessories practically anywhere. The original and world famous Super Clamp stands out for its versatility and numerous accessories. The entire range of clamps (spring clamps, pipe clamps, nano clamps, small size clamps) ensures a solution to any problem, regardless the size of the object and the surface you are clamping to.



Wide choice of spring clamps and grips covers a huge range of applications. Constructed of aluminium or sheet steel, the clamps have thousands of uses, from supporting lights to clamping backgrounds to crossbars.



**COLD SHOE SPRING CLAMP 175**

Clamps onto bars up to Ø 40mm.

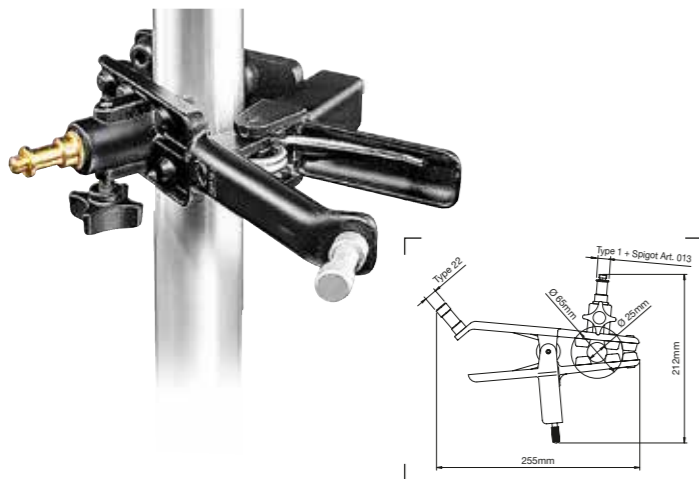
- 0.32kg
- Type 1
- Type 1



**MINI SPRING CLAMP 275**

Clamps onto bars up to Ø 35mm. It can be mounted also on 16mm extension arms.

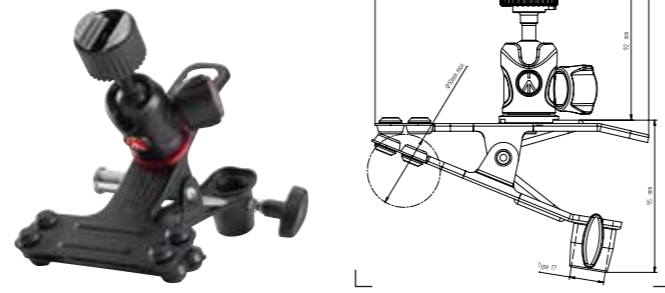
- 0.11kg
- Type 1
- Type 17



**SKY HOOK 043**

Gaffer grip with adjustable jaws. Grip from: 25mm to 65mm.


- 0.65kg
- Type 22
- Type 17 + Spigot Art. 013



**SPRING CLAMP WITH FLASH SHOE 175F-2**

Clamps onto bars up to Ø 40mm. Supplied with a position able miniature ball head with a flash shoe attachment to allow it to clip and position a flash unit wherever it is needed.

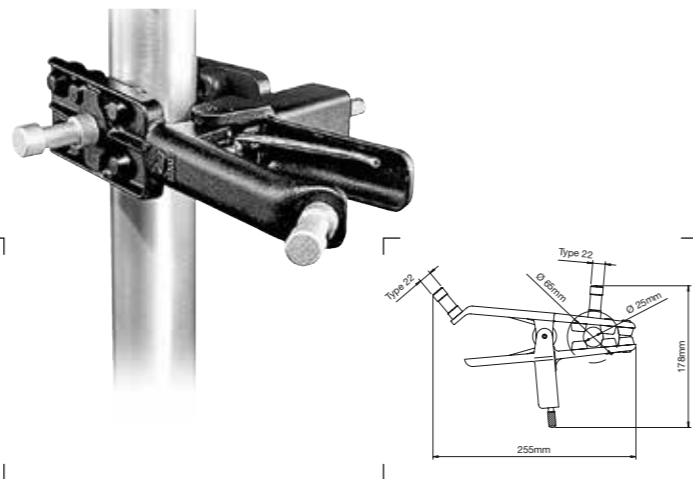
- 0.33kg
- Type 1
- Type 17
- 2kg



**MULTICLIP 375**

This versatile double clip can be used to hold gels in front of lights or small reflecting panels.

- 0.08kg



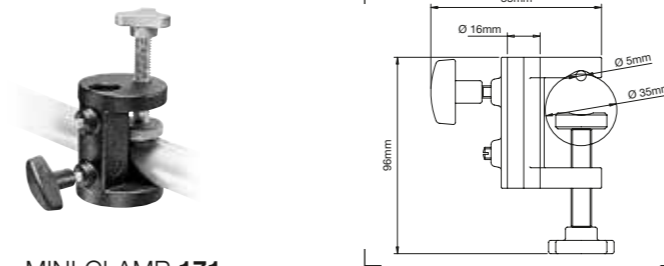
**SKY HOOK C1525**

Gaffer grip with adjustable jaws. Grip from: 25mm to 65mm.

- 0.8kg
- Type 22

Manfrotto Pipe Clamps are made from aluminium alloy or rugged gravity cast aluminium for extra strength.

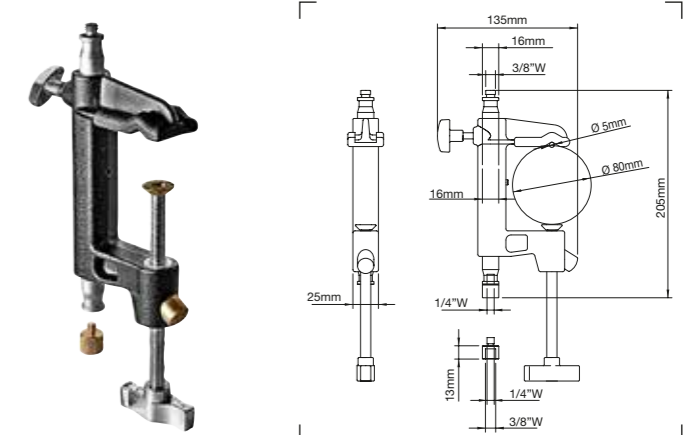
Clamping range encompasses pipes from 28mm to 78mm diameter. All standard luminaire attachments available, from 16/28mm bushing to 16mm pins and 1/4" - 3/8" - M10 and M12 male thread.



**MINI CLAMP 171**

Clamps on bars up to Ø 35mm.

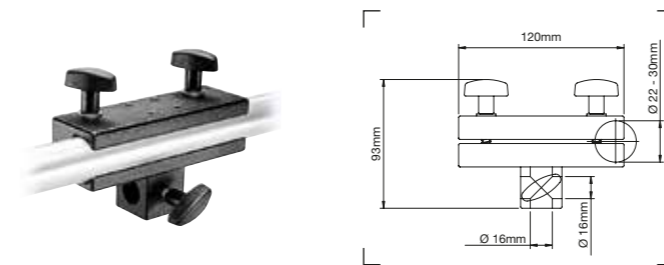
- 0.16kg
- 16mm



**QUICK RELEASE CLAMP 649**

Different from the other versions that are used mainly on round pipes, this version will also work on square and rectangular tubes. Extremely light, with a good "coupling range", this version also offers an incredible number of attachment sizes. Ideal for photographic applications and dedicated accessories. Pipe size 5-80mm.

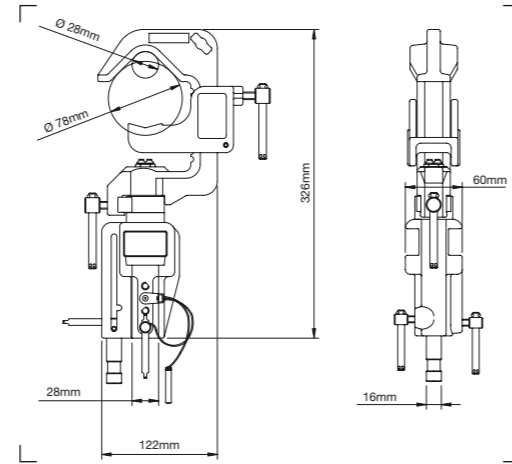
- 0.57kg
- 16mm
- 7kg



**PANEL CLAMP 271**

Clamps onto round and square tubes from Ø 22mm to 30mm. Ideal for supporting reflector panels or hanging objects from pipes.

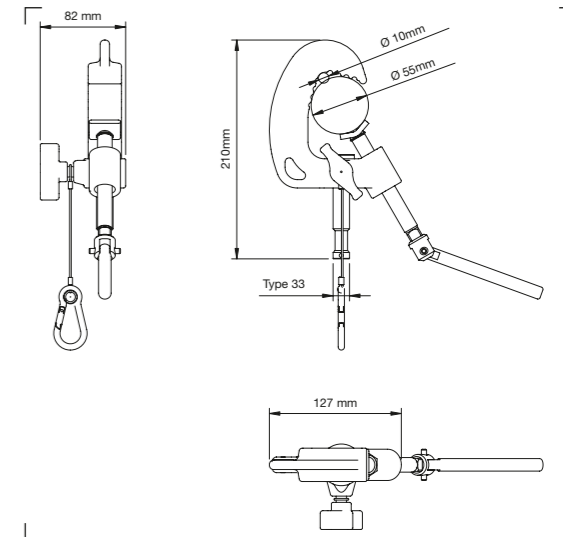
- 0.29kg
- 16mm



SWIVELLING "C" CLAMP **C150**

Works on diameters from 28mm to 78mm.  
\* 10kg on 16mm attachment. 75kg on 28mm attachment.

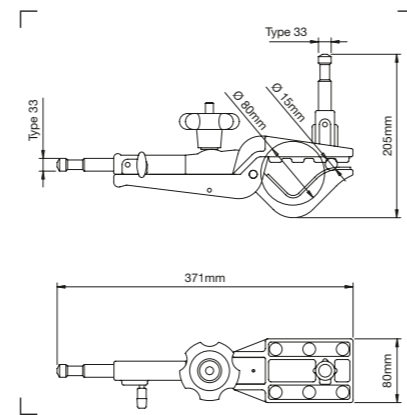
- 1.6kg
- 10/75kg\*
- 28 mm
- 



BABY PIPE CLAMP WITH 16MM STUD **C210**

Works on diameters from 10mm to 55mm.

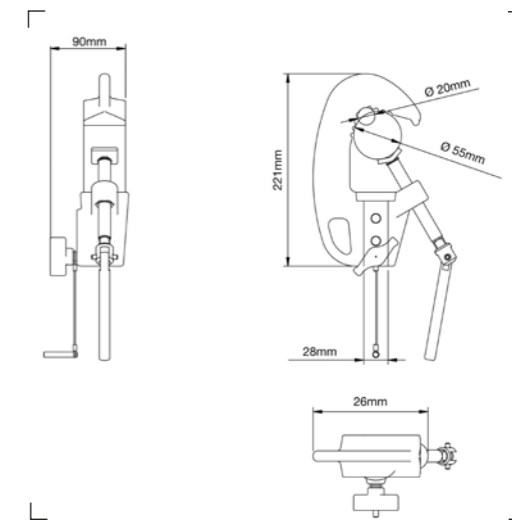
- 0.62kg
- 100kg
- Type 33
- 



PELICAN GAFFER GRIP **C500**

Works on diameters from 15mm to 80mm.

- 1.4kg
- 10kg
- Type 22
- Type 33
- 



JUNIOR PIPE CLAMP WITH 28MM SOCKET **C100**

Works on diameters from 20mm to 55mm.

- 1.13kg
- 250kg
- 28mm
-

Manfrotto Super Clamp is the most versatile single piece of light grip gear. Frictionlined screw-operated jaws grip everything from 13mm to 55mm. Hexagonal socket with unique secondary safety lock system holds items in place even if the screw lock comes undone. Supplied with a wedge to square off the jaws for mounting to flat surfaces. This masterpiece of practicality and solidity is the most widely copied clamp in the world! Manfrotto Nano Clamp and Pico Clamp are the natural extension of the range; small but robust, they represent the ideal solution to grip loads to bars with diameter down to 8mm.



**SUPER CLAMP 035**

Ideal clamp for photographic application. Ergonomic lever to securely lock clamping position.

- 0.41kg
- 15kg



**DOUBLE SUPER CLAMP 038**

Set of two Super Clamps fastened together at fixed right angle to provide extra strength support for tubes or bars.

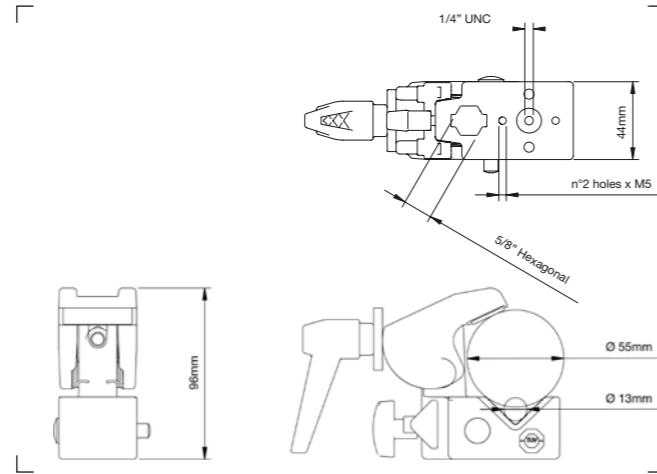
- 0.83kg



**PICO CLAMP MC1990A**

Manfrotto "Pico Clamp" is an extra-small clamp with versatile use. It offers the possibility to safely attach the equipment to very thin bars, having a diameter from 8 to 15 mm.

- 0.07kg
- 2kg
- 1/4" - 3/8" attachment type

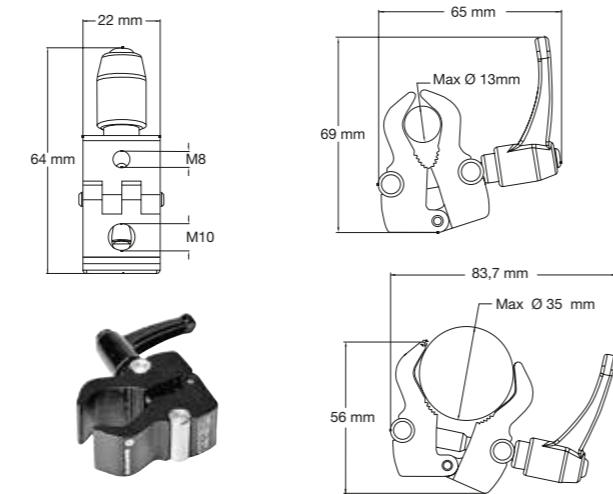


**QUICK ACTION SUPER CLAMP 635**

The rapid action locking jaw has also been applied to the most well known clamp in the world, the original Super Clamp. These modifications allow us to keep its extreme versatility adding unrivaled speed in locking and unlocking. Supplied with wedge to allow the clamp to fit on flat surface.



- 0.47kg
- 15kg
- 16mm hexagonal + M5 & 1/4" threads



**NANO CLAMP 386B-1**

Its the new Manfrotto small size clamp. Its reduced size is the most important plus: the Nano Clamp is 4kg of payload in 110 grams of weight and the right size for any pocket.

- 0.25kg
- 4kg



**SPIGOT ADAPTER 013**

Universal 16mm spigot with double male thread 1/4" and 3/8".

- 0.07kg



**LIGHTING STUD 3/8" 036-38**

Plugs into Super Clamp 035 for lighting fixtures or connecting 2 Super Clamps 035 allowing them to rotate. 16mm stud with 3/8" male threads.

- 0.07kg



**JOINING STUD 061**

Connects 2 Super Clamp 035 with 6 step fixed rotation.

- 0.025kg



**ROUNDED 16MM LIGHTING STUD M10 264**

Rounded stud for stirrup's fixture for a rapid onnection to a Super Clamp.

- 0.072kg



**EXTENSION BAR 133B**

Used to fix 2 Super Clamps 035 at a distance of 15cm from each other. Length 16.5cm.

- 0.1kg



**SHORT 16MM SPIGOT WITH 1/4" + 3/8" SCREW 118**

Universal short 16mm spigot with double male thread 1/4" and 3/8".

- 0.04kg



**LIGHTING STUD 1/4" 036-14**

Same as 036-38 with 1/4" male threads.

- 0.07kg



**JOINING STUD RA 061RA**

Connects 2 Super Clamps 035 at right angles or 45° steps.

- 0.025kg



**HEXAGONAL 16MM LIGHTING STUD M10 174**

Hexagonal Lighting stud for stirrup's fixture for a rapid connection to a Super Clamp.

- 0.062kg



**LIGHTING STUD MR 036MR**

Plugs into Super Clamp 035 for lighting fixtures, Grip Heads or connect 2 Super Clamps 035 with 360° rotating capability.

- 0.048kg



**ADAPTER SPIGOT 1/4" + 3/8" FEMALE THREADS 119**

Universal short 16mm spigot with double female thread 1/4" and 3/8".

- 0.032kg



**CAMERA STUD 037**

Plugs into Super Clamp 035 socket. To mount cameras, directly or with a camera head. 3/8" and 1/4" threads.

- 0.04kg



**DOUBLE FEMALE THREAD STUD 066**

Plugs into Super Clamp 035 to provide either a 3/8" or 1/4" female thread fixing.

- 0.025kg



**STUD FOR STIRRUP 066BT**

16mm stud with female thread M10. It has been specifically designed to mount it on a stirrup's fixture and easily connect it to a Super Clamp. Designed to be tightly lock with a wrench.


- 0.048kg




035 + 237HD + 143BKT



035 + 237 + 196AC



035 + 042



035 X 2 + 061RA



AUTOPOLE® SYSTEM

077 076 032 432-2.7 432-3.7



**SHORT SPIGOT ADAPTER 1/4"-3/8" 147**

Short spigot adapter 1/4" - 3/8".



0.05kg



**SHORT SPIGOT ADAPTER 3/8"-3/8" 125**

Short spigot adapter 3/8" - 3/8".



0.05kg



**MINI "U" HOOKS 176**

Set of two Mini "U" Hooks.



0.1kg



16mm with male spigot



**"U" HOOKS 039**

Set of two cross bar holders. Width: 40mm



0.16kg



hexagonal 16mm male spigot



**OFFSET U HOOK 5039**

Set of two Mini "U" Hooks.



0.16kg



40cm



**"L" BRACKETS 041**

Set of two brackets to use in combination with Super Clamp 035 to support shelves, etc. 17cm long x 4cm deep.



0.29kg



hexagonal 16mm male spigot



**EXTENSION ARM 042**

Plugs into Super Clamp 035 socket. Length: 19.5cm.



0.21kg



8kg



Type 1

+ Spigot Art. 013



**MINI EXTENSION ARM 203**

Fits into Mini Clamp 171 socket. Length: 12cm.



0.15kg



5kg



12.5mm hole



**SUPER CLAMP WEDGES 035WDG**

To allow the Super Clamp 035 to fit on plane surfaces. Set of four.



1.4kg



**ADDITIONAL SOCKET 335AS**

Provides an additional 16mm socket to Super Clamp 035.



0.14kg



**SAFETY CABLE C155**

Diameter 4mm. Length 100cm.

**SAFETY CABLE C155-01**

Not illustrated

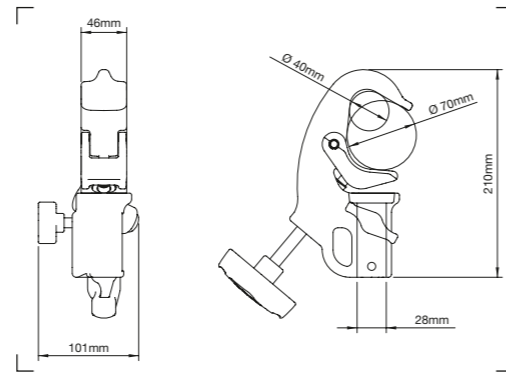
Diameter 3.5mm. Length 70cm.

**SAFETY CABLE C155-02**

Not illustrated

Diameter 5mm. Length 70cm.

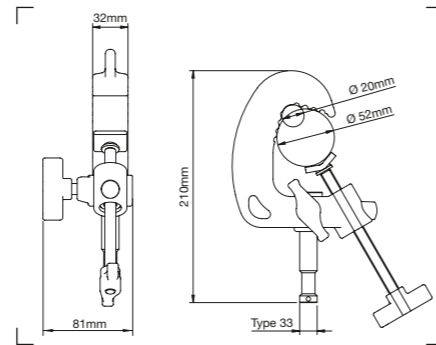
The mechanical concept on which we based this new range of clamps allows an incredible speed in locking and unlocking the clamp's jaws. Fastening the clamp to a pipe or any other support is quick and simple allowing you to position your lighting equipment securely.



**28MM BUSHING QUICK ACTION JUNIOR CLAMP C337**

Made in gravity cast aluminium, this clamp is ideal to hang all types of luminaires in TV studios and theaters. Its incredible "coupling range" sets almost no limitations to its capability to clamp to almost all the industry standard pipe diameters. To meet all safety requirements, we have designed a dedicated slot for flexible steel safety cables. Supplied with T-top padded handle to improve grip. Pipe size 40-70mm. PAT. PENDING.

- 1.27kg
- 100kg
- 28mm



**16MM PIN QUICK ACTION BABY CLAMP C338**

Very slim and lightweight, this version has been designed for small luminaires, virtually unlimited in application. To meet all safety requirements, we have designed a dedicated slot for flexible steel safety cables. Pipe size 20-52mm. PAT. PENDING.

- 0.76kg
- 50kg
- Type 33

A convenient method of suspending luminaires from above for unobstructed floor areas. Telescopic hangers are renowned for their strength and versatility. Available with either a stirrup or universal head, all hangers come with a safety pin to prevent the riser from slipping.

**TELESCOPIC HANGER WITH UNIVERSAL HEAD C825**

Max load with 16mm spigot 10kg. Max load with 28mm socket 40kg.

- 121cm
- 201cm
- 5.1kg
- Type 34

**TELESCOPIC HANGER WITH STIRRUP C820**

Luminaire attachment - Stirrup  $\varnothing$  40mm.

- 117cm
- 197cm
- 5.4kg
- 40kg

**TELESCOPIC HANGER WITH UNIVERSAL HEAD C888UH**

Max load with 16mm spigot 10kg. Max load with 28mm socket 40kg.

- 78cm
- 161cm
- 4.6kg
- Type 34



**LONG TELESCOPIC HANGER WITH UNIVERSAL HEAD C827**

Not illustrated

Max load with 16mm spigot 10kg. Max load with 28mm socket 40kg.

- 212cm
- 381cm
- 6.8kg
- Type 34



**PUMP CUP WITH 16MM SOCKET 241S**

A suction cup with a fixed 16mm socket incorporating a safety pin for added security.

- 1.2kg
- 2kg
- 16mm

**LONG TELESCOPIC HANGER WITH STIRRUP C822**

Not illustrated

Luminaire attachment - Stirrup  $\varnothing$  40mm.

- 210cm
- 379cm
- 6.8kg
- 40kg



**PUMP CUP WITH 16MM SWIVEL SOCKET 241**

Suction cup for small fixtures and lightweight equipment.  $\varnothing$ : 150mm. 16mm bushing with safety pin.

- 1.2kg
- 2kg
- 16mm



## Arms








Used in conjunction with stands or clamps, the range of Manfrotto arms, multi positioning arms and attachments enable accurate positioning of lighting and effects. The Magic Arm and the Variable Friction Arm are outstanding, using a single convenient and fast action locking lever or knob to lock or partially lock the two arms and the two swivel studs. Among the most remarkable products in this range are the double articulated arms, enabling quick positioning thanks to their quick lock knobs.

Wherever you need to position your camera, light or accessory, we have an arm to fit the task. Can be combined with clamps, mounting plates and connectors and used in conjunction with virtually any product in the Manfrotto range.

Wherever you need to position your camera, light or accessory, we have an arm, a bracket or a bar to fit the task. Can be combined with clamps, mounting plates and connectors and use in conjunction with virtually any product in the Manfrotto range.







MODEL	PRODUCTS	CODE	MAX LOAD AT FULL EXTENSIONS							
			≤ 0,5 kg	≤ 1 kg	≤ 1,5 kg	≤ 3 Kg	≤ 4,5 Kg	≤ 5 Kg		
Flexible Arm		Flex Arm	237	√ (≤0,3Kg)						
		Heavy Duty Flex Arm	237HD	√						
Mini & Micro Arm		Mini Friciton Arm	244MINI				√			
		Micro Friciton Arm	244MICRO				√			
		Micro Friction Arm With Anti Rotation	244MICRO-AR				√			
		Micro Arm with Arri style adapter	244MICRO-AA				√			
		Micro Friction Arm With Nano Clamp	244MICROKIT				√			
Magic Arm		Magic Arm	143N				√			
		Magic Arm Kit	143				√			
		Magic Arm with Camera Bracket	143A				√			
		Variable Friction Arm	244N				√			
		Variable Friction Arm with Camera Bracket	244				√			
Single Articulated Arm		Single Articulated Arm Top Attachement, 16mm spigot with 3/8" light attachment	196AB-2				√			
		Single Articulated Arm Top Attachement, 16mm spigot with 3/8" light attachment	196AB-3		√					
		Single Articulated Arm Top attachment, camera bracket with 16mm spigot and camera attachemen	196B-2				√			
		Single Articulated Arm Top attachment, camera bracket with 16mm spigot and camera attachment	196B-3		√					
Double Articulated Arm		Double Articulated Arm Top Attachement, 16mm spigot with 3/8" light attachment	396AB-2							√
		Double Articulated Arm Top Attachement, 16mm spigot with 3/8" light attachment	396AB-3						√	
		Double Articulated Arm Top attachment, camera bracket with 16mm spigot and camera attachment	396B-2							√
		Double Articulated Arm Top attachment, camera bracket with 16mm spigot and camera attachment	396B-3						√	

MAX LENGHT cm	ATTACHMENT 1	ATTACHMENT 2	ACCESSORIES
55,0	3/8" female thread with Hexagonal 16 mm	Spigot 5/8" (16 mm) with 1/4" male thread	
24,0	1/4" male thread	1/4" male thread + 3/8" male thread	
15,0	1/4" male thread	1/4" male thread + 3/8" male thread	
15,0	3/8" male thread Anti Rotation	3/8" male thread Anti Anti Rotation + 3/8" attach	
15,0	3/8" male thread Anti Rotation	1/4" male thread + Nano Clamp	
53,0	Spigot 5/8" (16 mm) with 1/4" female thread	Spigot 5/8" (16 mm) with 3/8" female thread	
53,0	Spigot 5/8" (16 mm) with 1/4" female thread	Spigot 5/8" (16 mm) with 3/8" female thread + camera Bracket 143BKT	53 "Camera/Umbrella bracket 143BKT, Super Clamp 035, Backlite Base 003"
53,0	Spigot 5/8" (16 mm) with 1/4" female thread	Spigot 5/8" (16 mm) with 3/8" female thread	Camera/Umbrella bracket 143BKT
53,0	Spigot 5/8" (16 mm) with 1/4" female thread	Spigot 5/8" (16 mm) with 3/8" female thread	
53,0	Spigot 5/8" (16 mm) with 1/4" female thread	Spigot 5/8" (16 mm) with 3/8" female thread	Camera/Umbrella bracket 143BKT
60,5	Spigot 5/8" (16 mm) with 1/4" female thread	Spigot 5/8" (16 mm) with 3/8" female thread	
85,0	Spigot 5/8" (16 mm) with 1/4" female thread	Spigot 5/8" (16 mm) with 3/8" female thread	
60,5	Spigot 5/8" (16 mm) with 1/4" female thread	Spigot 5/8" (16 mm) with 3/8" female thread	Camera/Umbrella bracket 143BKT
85,0	Spigot 5/8" (16 mm) with 1/4" female thread	Spigot 5/8" (16 mm) with 3/8" female thread	Camera/Umbrella bracket 143BKT
62,5	Spigot 5/8" (16 mm) with 3/8" female thread	Spigot 5/8" (16 mm) with Exagon 16mm	
86,0	Spigot 5/8" (16 mm) with 3/8" female thread	Spigot 5/8" (16 mm) with Exagon 16mm	
62,5	Spigot 5/8" (16 mm) with 3/8" female thread	Spigot 5/8" (16 mm) with Exagon 16mm	Camera/Umbrella bracket 143BKT
86,0	Spigot 5/8" (16 mm) with 3/8" female thread	Spigot 5/8" (16 mm) with Exagon 16mm	Camera/Umbrella bracket 143BKT



**MAGIC ARM 143N**

Articulated arm, without accessories, with centre level to lock all 3 movements. Length: 53cm.

-  1.07kg
-  16mm with 1/4" female attachment
-  3kg
-  16mm with 3/8" female attachment



**MAGIC ARM WITH CAMERA BRACKET 143A**

Magic Arm with camera bracket only.

-  1.07kg
-  16mm with 1/4" female attachment
-  3kg
-  16mm with 1/4" female attachment
-  16mm with 3/8" female attachment + Camera Bracket Art. 143BKT



**VARIABLE FRICTION ARM WITH CAMERA BRACKET 244**

Features as 143A, but a large locking knob takes the place of the cam-lever. Variable friction and locking of arm obtained by adjusting knob. Comes complete with Camera/Umbrella Bracket 143BKT only.

-  1.09kg
-  16mm with 1/4" female attachment
-  3kg
-  16mm with 1/4" female attachment
-  16mm with 3/8" female attachment + Camera Bracket Art.143BKT



**MAGIC ARM KIT 143**






Articulated arm with centre lever to lock all 3 movements. Length: 53cm. Supplied with: Camera/Umbrella Bracket 143BKT, Super Clamp 035, Backlite Base 003.

-  2.55kg
-  16mm with 1/4" female attachment
-  3kg
-  16mm with 1/4" female attachment
-  16mm with 3/8" female attachment + Camera Bracket Art. 143BKT



**VARIABLE FRICTION ARM 244N**

Friction Arm with variable friction and locking of arm obtained by adjusting knob.

-  1.09kg
-  16mm with 1/4" female attachment
-  3kg
-  16mm with 1/4" female attachment
-  16mm with 3/8" female attachment



**CAMERA/UMBRELLA BRACKET 143BKT**

Camera bracket only.



**MINI FRICTON ARM 244MINI**

24cm friction arm with interchangeable 1/4" attachments and additional 3/8" adapter included.

- 3kg
- 0,44kg



**MICRO FRICTON ARM 244MICRO**

15cm friction arm with interchangeable 1/4" attachments and additional 3/8" adapter included.

- 3kg
- 0,22kg



**MICRO FRICTON ARM WITH ANTI ROTATION 244MICRO-AR**

15cm friction arm with interchangeable 3/8" Anti-rotation attachments and additional 3/8" adapter included. The Anti-rotation system is compatible with Manfrotto products: Digital Director and 386B-1 Nano Clamp.

- 3kg
- 0,24kg
- 6.6lb
- 0.53lb



**MICRO FRICTON ARM WITH NANO CLAMP 244MICROKIT**

15cm friction arm with interchangeable 3/8" Anti-rotation attachment and 1/4" attachment and Nano Clamp included. The Anti-rotation system is compatible with Manfrotto products: Digital Director and 386B-1 Nano Clamp.

- 3kg
- 0,31kg
- 6.6lb
- 0.69lb



**MICRO ARM WITH ARRI STYLE AND ANTI SLIP ADAPTER 244MICRO-AA**

15cm friction arm with interchangeable 3/8" Arri style Anti-rotation Adaptor and 1/4" Anti-slip Adaptor.

- 3kg
- 0,22kg
- 6.6lb
- 0.49lb



**FLEX ARM 237**

Flexible arm, Ø 13mm, 55cm long with hexagon stud to fit Super Clamp 035 with 3/8" female thread and 16mm stud with 1/4" male thread type 18.

- 0.3kg
- Type 18
- 0.5kg
- 16mm
- Hex 3/8" 1/4" Male



**HEAVY DUTY FLEX ARM 237HD**

Same as 237, but Ø 18mm.

- 0.3kg
- Type 18
- 0.5kg
- 16mm
- Hex 3/8" 1/4" Male



**DADO MSY0590A**

We are introducing Dado, a revolutionary junction that allows a number of attachments to be compatible with our entire range of Manfrotto Lighting clamps and stands. Dado is simple to use, and features an innovative design. Dado comes in two kits: one with 3 tubes, 3 threaded pins and 1 sphere and another one with 6 tubes, 6 threaded pins and 1 sphere.

- 18 threadings (3/8") on the main sphere
- 3 threaded pins (3/8")
- 3 threaded tubes with: 3/8" female and 5/8" male attachments
- Weight: 0.23kg



**DADO KIT MSY0580A**

- 18 threadings (3/8") on the main sphere
- 6 threaded pins (3/8")
- 6 threaded tubes with: 3/8" female and 5/8" male attachments
- Weight: 0.37kg



**5/8" ADAPTERS 244ADPT58**

Two 5/8" adapters accessories compatible with the following friction arms: 244Mini, 244Micro, 244Micro-AR, 244MicroKit.



**3/8" AND 1/4" ADAPTERS 244ADPT3814**

3/8" and 1/4" adapters accessories compatible with the following friction arms: 244Mini, 244Micro, 244Micro-AR, 244MicroKit.



**3/8" ANTI-ROTATION ADAPTER 244ADPT38AR**

Anti-rotation adapter accessory compatible with the following friction arms: 244Mini, 244Micro, 244Micro-AR, 244MicroKit. The Anti-rotation system is compatible with Manfrotto products: Digital Director and 386B-1 Nano Clamp.



**1/4" ANTI-SLIP ADAPTER 244ADPT14AS**

Hot-shoe adapter accessory compatible with the following friction arms: 244Mini, 244Micro, 244Micro-AR, 244MicroKit.



**3/8" ARRI STYLE ANTI-ROTATION ADAPTER 244ADPT38AA**

3/8" Arri style Anti-Rotation adapter accessory. Featuring a reversible plate to allow use of the thread without the two location pins. Compatible with 244Mini, 244Micro, 244Micro-AR, 244Micro-AA, 244MicroKit.



1/4" Anti-slip adapter accessory. Featuring a 1/4" thread and anti slip rubber. Compatible with 244Mini, 244Micro, 244Micro-AR, 244Micro-AA, 244MicroKit.

Manfrotto broadens its family of articulated arms, providing end users with a versatile and robust range of products with excellent performance.


The new articulated arms have been designed to be compact and lightweight yet offer high loads capacity and optimum arm length in order to guarantee extreme ease of use, practicality and positioning flexibility with improved safety and reliability.



SINGLE ARTICULATED ARMS: 2 & 3 SECTIONS

A more versatile version with telescopic features that make this product even more compact than before. Two available versions – at two and three sections- in order to ensure broad range of length, from 605 to 850mm.

Code	Sections	Top attachment	Bottom attachment	Max length	Max load at full extension	Weight
196AB-2	2	16mm spigot with 3/8" light attachment	16mm spigot (compatible with Super Clamp) with 1/4" thread	605mm	1.5kg	0.4kg
196AB-3	3	16mm spigot with 3/8" light attachment	16mm spigot (compatible with Super Clamp) with 1/4" thread	850mm	1kg	0.5kg
196B-2	2	camera bracket with 16mm spigot and camera attachment	16mm spigot (compatible with Super Clamp) with 1/4" thread	605mm	1.5kg	0.53kg
196B-3	3	camera bracket with 16mm spigot and camera attachment	16mm spigot (compatible with Super Clamp) with 1/4" thread	850mm	1kg	0.63kg



Sliding extensions allow for flexible positioning. Easy to use, even in reduced spaces.

DOUBLE ARTICULATED ARMS: 2 & 3 SECTIONS

Excellent performance: robustness, lightness and versatility... these are the features of the new double articulated arm range. The 396 family has been developed to provide greater robustness than the 196 range and to support heavier loads (up to 5kg), though keeping versatility thanks to its extendable sliding arm system (extends up to 860mm), further enhanced by its quick lock system.

The new bottom attachment adds to the strength and versatility of the 396, with a spigot that combines both a hexagonal part (for anti-rotation fixing to the Super Clamp system) and a universal adapter section (for fitting to a wide range of stands, clamps and accessories).

Code	Sections	Top attachment	Bottom attachment	Max length	Max load at full extensions	Weight
396AB-2	2	16mm spigot with 3/8" light attachment	Double-anchored 16mm hexagonal/universal spigot	625mm	5kg	0.5kg
396AB-3	3	16mm spigot with 3/8" light attachment	Double-anchored 16mm hexagonal/universal spigot	860mm	4.5kg	0.79kg
396B-2	2	camera bracket with 16mm spigot and camera attachment	Double-anchored 16mm hexagonal/universal spigot	625mm	5kg	0.64kg
396B-3	3	camera bracket with 16mm spigot and camera attachment	Double-anchored 16mm hexagonal/universal spigot	860mm	4.5kg	0.9kg



Just turn knob to click-stop and arm position is immediately locked.

Double-anchored spigot with hexagonal (for Super Clamp attachment) & universal (for maximum compatibility) sections. Gives extra strength and anti-rotation rigidity.



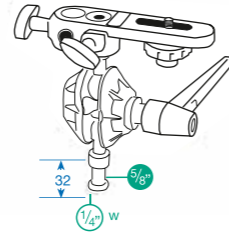
## Tilt Heads



The Manfrotto Tilt-Heads are a versatile aluminum bracket that will fit on almost any light stand. The perfect tools to tilt and swivel flash heads, LED lights, and cameras.




Made of aluminum and manufactured according to the highest quality standard, Manfrotto tilt heads are extremely reliable and safely hold any photographic equipment.





TILT-TOP HEAD **155**

Twin swivelling 16mm spigots and single lever lock. Supplied with: Camera/Umbrella Bracket 143BKT. Height: 14.5cm.

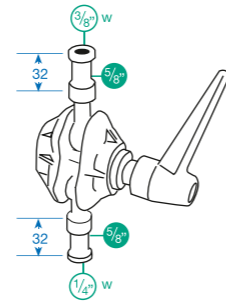
-  0.5kg
-  16mm
-  16mm + Camera Bracket Art. 143BKT



COLD SHOES TILT HEAD **MLH1HS-2**

Special counterbalance mechanism and unique smart locking ring. Ideal for Speedlights and small LEDs. Locking torque knob for secure tilt functionality.

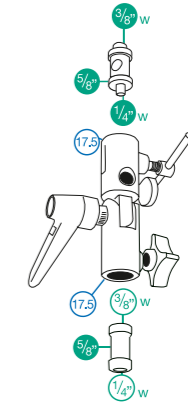
-  0.2kg
-  5/8" (16mm) socket
-  Cold-Shoe



TILT-TOP HEAD **155BKL**



Tilt-top head alone, available separately without Camera/Umbrella Bracket.

-  0.4kg
-  16mm
-  16mm




SWIVELLING ADAPTER **026**

Baby female multi-adapter, free to rotate.

-  17.5mm
-  17.5mm

## Still Life

Indispensable for all professional still life photographers, Manfrotto Still Life tables are made with lightweight aluminium tubing, dedicated clamps and translucent white Perspex covers for back- or front-lighting of your subject. Their design allows continuous adjustment of the curved backdrop at different angles, making them ideal for product photography. Full modularity makes the table easy to assemble and disassemble. The Manfrotto Still Life line is complete with the well-known Multiclamp system. This extremely flexible and modular system allows you to design and create all sorts of supports that can be easily set up, dismantled and reused for completely different applications. Several accessories will allow you to deal with specific problems.





Multi-purpose shooting tables.

Model 220 is fully compatible with the Multiclamp range giving you the possibility to modify and adapt its features to your needs.

Easily assembled/disassembled aluminium structure.



**STILL LIFE TABLE 220 B**

Still Life Table with white, translucent perspex cover for back or front lighting.  
 Size of panel: 200x122cm.  
 Distance from floor to flat surface: 83cm.  
 Height with back on vertical position: 193cm.  
 Adjustable tilting back.



18.6kg



15kg

**STILL LIFE TABLE WITHOUT COVER 220PSL B**

Not illustrated

Same as 220, without perspex cover.

**PERSPEX COVER FOR STILL LIFE TABLE 220PX**

Not illustrated

White, translucent perspex cover for back or front lighting.  
 Size of panel: 200x122cm.



Quick-change spring clips hold the table cover to the frame.



Adjustable tilting back.



Easy tool-free assembly.



**MINI STILL LIFE TABLE 320 B**

Smaller version of Still Life Table model 220. Size of panel: 150x78cm.  
 Distance from floor to flat surface: 70cm.  
 Height with back in vertical position: 157cm.  
 Adjustable tilting back and adjustable front legs.



10kg



10kg

**MINI STILL LIFE TABLE WITHOUT COVER 320PSL B**

Not illustrated

Same as 320, without perspex cover.

**PERSPEX COVER FOR MINI STILL LIFE TABLE 320PX**

Not illustrated

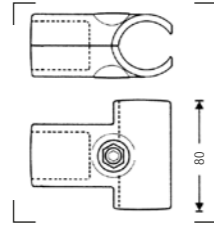
White, translucent perspex cover for back or front lighting.  
 Size of panel: 150x78cm.



Adjustable tilting back.

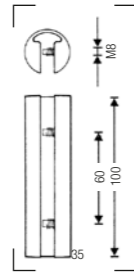


Easy tool-free assembly.



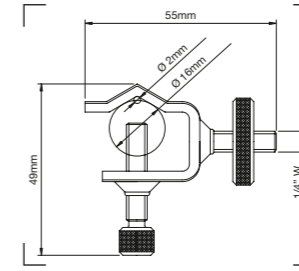
**"T" CLAMP MT004**

Used like MT001, when a stronger connection is required.



**TUBE CONNECTOR MT020**

Used to connect two tubes end to end.

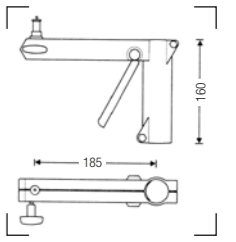


**MICRO CLAMP 196AC**

Grips items from 2mm to 16mm thick.



0.06kg



**SLIDING SUPPORT ARM 231ARM**

Quick release arm, used to mount standard 16mm light fixtures, attachments 16mm female and Spigot 013 (16mm male and 1/4" - 3/8" screws).



**WHEEL SET 104**

Wheel set Ø: 75mm with brakes and M10 attachment. Set of three.



**WHEEL SET 104G**

Ø: 100mm without brakes, with M10 attachment. Set of three.

## Backgrounds & Backgrounds Support Systems

Our extremely modular background support system is reliable, simple to use and flexible enough to match most of your support needs for paper, drapable, hand-painted or canvas backgrounds, in the studio or on location. For core mounted backgrounds the system used is based on the Expan chain operated drive developed by Manfrotto.

The Expan can be mounted on dedicated hooks which vary in shape and design depending on the number of backgrounds to be used.

If, as usually happens with canvas backgrounds, there is no central core around which to wrap the background material, Manfrotto provides a three section telescopic pole that can be attached on top of a set of two stands, making it ideal for location assignments.



The Manfrotto background support system is based on the Expan, a fast and efficient background drive set. Insert the EXPAN into the background roll, block and use the chain to roll the paper up and down as you wish. A system of hooks is available in pairs and can support 1, 3 or 6 backgrounds when used in conjunction with the Expan. B/P Hooks can be attached to Autopole by using the Super Clamp 035 or screwed directly onto a wall or ceiling.



**EXPAN WITH METAL CHAIN 046MC**



Background paper drive set for one roll. Including metal chain. Expands from: Ø 46mm to 78mm.

-  1.2kg
-  10kg



**EXPAN ATTACHMENT 081**

Another quick solution to hang your expan up to a baby stand.

-  0.204kg
-  Type 1



**B/P CLAMPS 044**

Same as 045 but ready for use on Autopoles®, including two Super Clamp 035.

-  2.85kg



**B/P SINGLE HOOKS 059WM**

Wall fixing background paper holder set for one Expan 046. Complete with screw set.

-  0.54kg



**B/P SINGLE HOOKS 059**

Set of two wall fixing background paper holders for one Expan 046. Plugs into Super Clamp 035 socket.

-  0.42kg



**B/P TRIPLE HOOKS 045**

Set of two background paper holders for three Expan 046. Can be fixed to a wall with supplied studs and screws, or to Super Clamp 035 by means of supplied screw set.

-  2.05kg



**B/P HOOKS 045-6**

Set of two brackets for six Expan 046 sets. To be fixed to a wall with supplied screws.

-  4.4kg




**CHAIN WEIGHT 094**

Provides weight to keep Expan chain tight.



0,3kg



**EXPAN RED METALLIC CHAIN 091MC**

Red Metal chain for Expan system, total length 3,5m



0,6kg



**B/P COUNTERWEIGHT 062-2**

Counterweight for background paper in 2 sections.  
Length: 275cm.



0,85kg



**ALU-CORE 047-2**

Aluminium core in 2 sections Ø: 50mm for uncored back round paper.  
Has adhesive tape for sticking on paper. Length: 275cm.



1,28kg

**ALU-CORE 047-3**

Not illustrated

Same as 047-2 but longer. Length: 366cm.



1,28kg



**SET STANDS KIT 1314B**

Designed to support rolls or sheets of background paper or any other ground material.

The kit comprises of:

- 1 x 3 Section Telescopic Pole Art. 272B,
  - 2 x Baby Stand,
  - 2 x Mini Spring Clamp Art. 275 and Transport Kit Bag.
- \* distributed on background roll



4,2kg



10kg\*



**TELESCOPIC POLE 272B**

Not illustrated

3 section telescopic background pole on it's own.  
Minimum extension: 112cm.  
Maximum extension: 298cm.  
Weight: 0,85kg.  
Attachment: type 25.

## Chroma Key FX Background

The Chroma Key FX Background is Manfrotto's all in one portable Chroma Key background solution, tailored to most demanding content creators, videographers and cinematographers working on the move. At an impressive size of 4.2m (13'7") wide and 3m (9'8") tall, the Manfrotto Chroma Key FX background is the largest reusable all in one Chroma Key background kit available. This large working area makes it ideal for use when shooting wide and low camera angles, as well as moving subjects that would otherwise prove unachievable with a smaller surface. The ability to reuse this kit time and time again make this kit an invaluable asset with a return on investment after just one or two uses when compared to a non-re-usable build.



CHROMA KEY FX 4X2.9M BACKGROUND KIT GREEN **MLBG4301KG**

Includes three ultra-fast assembly aluminium frames, one clip on Chroma Key Green cover, four hinge clips, two tensioning bars and one soft carrying bag. Dimensions in bag: Height 30cm, Width 103cm, Depth 30cm. Weight in bag 9.8kg.



9.8kg



CHROMA KEY FX 4X2.9M BACKGROUND COVER BLUE **MLBG4301CB**



CHROMA KEY FX 4X2.9M BACKGROUND KIT BLUE **MLBG4301KB**

Includes three ultra-fast assembly aluminium frames, one clip on Chroma Key Blue cover, four hinge clips, two tensioning bars and one soft carrying bag. Dimensions in bag: Height 30cm, Width 103cm, Depth 30cm. Weight in bag 9.8kg.




9.8kg



CHROMA KEY FX 4X2.9M BACKGROUND COVER GREEN **MLBG4301CG**

## Light Control

The Pro Scrim All In Ones are a collection of four lightweight professional light control kits that include all of the essential components required for creative image makers to take control of their lighting set up by bouncing, diffusing and flagging the light source. Included is a lightweight frame, textile covers, grip heads, ears and a carry case. Pro Scrim is available in four different sizes; Small 1.1m x 1.1m (3.6 x 3.6ft), Medium 1.1m x 2m (3.6 x 6.5ft), Large 2m x 2m (6.5 x 6.5ft) and Extra Large 2.9m x 2.9m (9.5ft) all of which effortlessly fold down into their own rigid carry case with an impressive compact folded size of just 102 x 24 x 19cm (40.1 x 9.4 x 7.4in) making it extremely transportable.



### PRO SCRIM ALL IN ONE KIT 1.1X1.1M SMALL MLLC1101K

1x lightweight frame, 3x textile covers; (black, double-sided silver/white bounce and 1.25 stop diffuser), 1x grip head and carry case. Dimensions in case: Height 240cm, Width 190cm, Depth 1025cm. Weight in case 5.75kg.



5.75kg



### PRO SCRIM ALL IN ONE KIT 1.1X2M MEDIUM MLLC1201K

1x lightweight frame, 3x textile covers; (black, double-sided silver/white bounce and 1.25 stop diffuser), 2x grip heads, 2x ears and carry case. Dimensions in case: Height 240cm, Width 190cm, Depth 1025cm. Weight in bag 7.45kg.



7.45kg



### PRO SCRIM ALL IN ONE KIT 2X2M LARGE MLLC2201K

1x lightweight frame, 3x textile covers; (black, double-sided silver/white bounce and 1.25 stop diffuser), 2x grip heads, 2x ears and carry case. Dimensions in case: Height 240cm, Width 190cm, Depth 1025cm. Weight in bag 9.9kg.



9.9kg



### PRO SCRIM ALL IN ONE KIT 2.9X2.9M EXTRA LARGE MLLC3301K

1x lightweight frame, 2x textile covers; (black and 1.25 stop diffuser), 2x grip heads, 2x ears and carry case. Dimensions in case: Height 240cm, Width 190cm, Depth 1025cm. Weight in bag 11.4kg.



11.4kg

## Sky Track System

Ideal for all photo and video studios where the floor needs to be kept totally clear of power cables and lighting stands, the Sky Track System permits rapid manoeuvre and setting of suspended large lights or lights with awkwardly sized accessories like soft boxes.

It solves positioning problems even on complex sets or in studios of the most unusual dimensions, and offers considerable advantages and ease of use compared to traditional floor stands.

Manfrotto Sky Track System has a broad range of accessories to adapt your space to the ideal studio and to provide perfect compatibility with all types of lights, whether photographic, video or film.





The Sky Track System is a comprehensive range of lighting suspension for all situations from small studios to the largest ones. Manfrotto line includes the versatile ceiling mounted, rails, manual and motorised pantographs and a wide range of brackets and support.



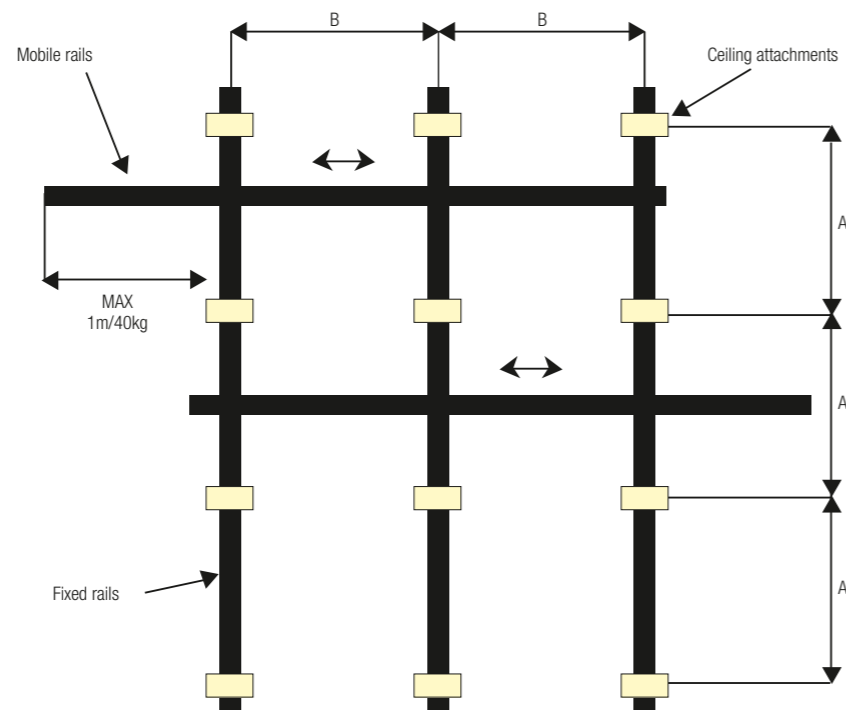
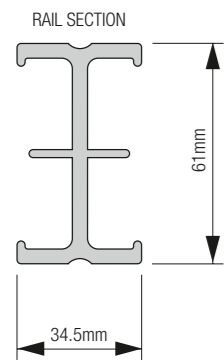
**BLACK ANODISED 3M RAIL FF6003B**

These rails are made in section of black anodised aluminium in standard lengths as listed. For fixed rails, longer sizes are obtainable by fitting two or more rails together. Sliding rails cannot be joined. To connect two fixed rails use code FF320B. You must always support the junction of two rails with a ceiling attachment placed on the junction itself. Moving rails longer than 3m must be supported with more than two fixed rails. The maximum distance (B) between any of these fixed rails is 2m (see drawing).

**ANCHORAGE POINT**  
The spacing of the rail support brackets depends on the load anticipated on the rail itself, but should generally be in accordance with the table below, "A" indicates the distance between two anchorage points. However we advise that fixing brackets should not be spaced more than 2m apart.

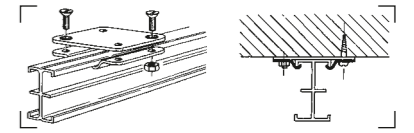
**BLACK ANODISED 4M RAIL FF6004B** Not illustrated

**BLACK ANODISED 5M RAIL FF6005B** Not illustrated



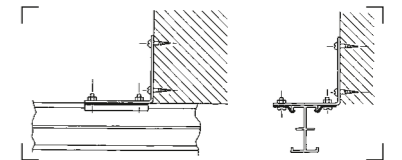
Rail working Max load chart

A (mm)	Weight (kg)
1000	200
1500	100
2000	50



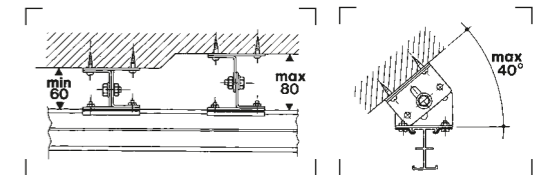
**BRACKET FOR CEILING ATTACHMENT FF3210**

Bracket for ceiling attachment of the rail.  
It is advisable to pre-assemble these brackets on the rails at ground level to ensure correct alignment before screwing to a ceiling.



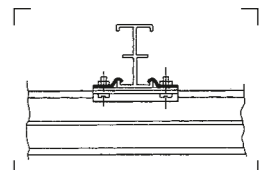
**ANGLE BRACKET ("L"-SHAPED) FOR FIXING TO BEAMS FF3212**

Bracket for wall attachment of the rail.



**ADJUSTABLE BRACKET FOR IRREGULAR CEILINGS FF3215**

Allows height differences in ceilings of maximum 2cm; combining two brackets you can compensate for differences of maximum 4cm.



**DOUBLE BRACKET FOR RAIL CROSSINGS FF3211**

This is used to permanently attach two rails at a right angle or parallel.



CEILING BRACKET WITH 50CM EXTENSION **FF3218**

Used alone or in combination these brackets allow the attachment of the rails at the desired height.

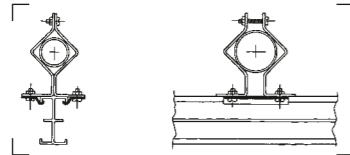
CEILING BRACKET WITH 100CM EXTENSION **FF3220**

Not illustrated



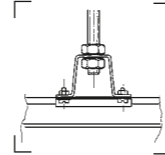
EXTENSION BRACKET FOR VARIOUS HEIGHTS **FF3215A**

Its length is adjustable from 10cm to 15.5cm. Using the clamp screw, you can obtain all intermediate sizes. Provided with a security lock, in case the regulating screw loosens, blocks the bracket at maximum extension. It's used to compensate for height differences in ceilings of 5.5cm or more, with combinations of other brackets. It's also used for obtaining intermediate sizes in combination with the extendable ceiling brackets.



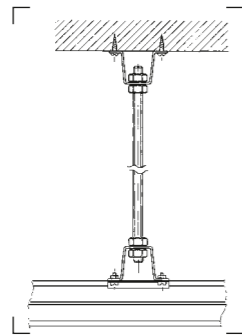
BRACKET FOR TUBE ATTACHMENT **FF3214**

This can be fastened to tubes with diameters from 35mm to 50mm inclusive. It's used to directly support the rail that can be fixed in place either longitudinally or transversely. This bracket can be used as a brace for fixed supports, as well.



BRACKET FOR CEILING ATTACHMENT **FF3214A**

Can be attached directly by screws or rods with a maximum diameter of 1/2". Before mounting the bracket it is advisable to standardize the length of both the rods and screws. Fix the bracket between a nut allowing the screw on the inside of the bracket to protrude about 1.5cm. When fixture is completed, it is then possible to regulate a perfect rail levelness by adjusting the nuts which fasten the brackets.



RAIL MOUNTING KIT WITH M12 STUD **FF3214B**

Comprised of a bracket to be attached to the ceiling with 4 screws, a 1m long M12 rod completely threaded, 4 M12 nuts, and a bracket for the rail fixture. The rod can be cut to the desired size and then attached to the bracket by way of the nuts supplied. The rod must protrude approx 1cm on the inside of the bracket. When fixture is completed, it is then possible to regulate a perfect rail levelness by adjusting the nuts which fasten the brackets.



DISMOUNTABLE SLIDING CARRIAGE WITH 4 WHEELS AND 16MM SPIGOT **FF3228**

This carriage can be inserted directly at any point on the rail by unscrewing the wheel plate. This is used when it becomes necessary to add a supplementary carriage to an already assembled RAIL SYSTEM installation. It is free-sliding and is suitable for normal loads.



SLIDING CARRIAGE WITH 4 WHEELS AND 16MM SPIGOT **FF3230**

It is free-sliding carriage. It is suitable for normal weight loads up to 60kg.



SLIDING CARRIAGE WITH 4 WHEELS, BRAKE AND 16MM SPIGOT **FF3229**

This is provided with a brake which keeps it locked in the position where it is placed. It is suitable for normal loads up to 60kg. To release brake pull down on wire with operating pole.



DOUBLE SLIDING CARRIAGE **FF3232**

Both the upper carriage and the lower one are free-sliding.



DOUBLE SLIDING CARRIAGE WITH DOUBLE BRAKE **FF3235**

This is equipped with brakes on both upper and lower carriages. The upper brake blocks the carriage on the fixed rail, while the lower carriage's brake blocks the sliding of the moving rail.



DOUBLE SLIDING CARRIAGE WITH ONE BRAKE **FF3236**

This is provided with a brake on only one carriage. Normally, the carriage with brake is mounted on the fixed rail so that it is locked into place enabling the mobile rail to slide. If the carriage with brake is mounted onto the mobile rail, you obtain the opposite effect, that is, the sliding of the mobile rail gets blocked, while the carriage can freely slide on the fixed rail.



FIXED BRACKET ON RAIL WITH 16MM SPIGOT **FF3856**

The 16mm spigot allow the mounting of lights or accessories with 16mm female attachment.



**KIT OF 4 END STOPS WITH 4 CABLE CARRIAGES FF3207**

These fit to the holes on the ends of a rail to prevent carriages leaving the rail and to prevent moving rails leaving their carriages.  
**IMPORTANT:** must be fitted to upper and lower holes on moving rails but only to lower holes on fixed rails.



**ALIGNING CONNECTORS FOR FIXED RAILS FF3208**

A pair of clamp plates with screws to join two fixed rails together by clamping across the junction on the upper guide, using holes provided in the rail.  
**IMPORTANT:** the junction must always be supported by a rail-mounting bracket placed astride



**KIT OF 5 CABLE CARRIAGES WITH BEARING FF3226C**

These are from the end of the rail and run on ball-bearings. They are suitable for heavy cables.



**KIT OF 5 CABLE CARRIAGES FF3226**

These are inserted from the end of the rail. They do not need wheels as they they slide along the rail and are suitable for normal cables.



**OPERATING POLE 427B-4.0**

4 sections, 3 risers. Ø: 28, 24, 20, 16mm.  
 Minimum extension: 160cm. Maximum extension: 400cm.  
 Closed length: 142cm.

**OPERATING POLE 427B-6.5**

4 sections, 3 risers. Ø: 28, 24, 20, 16mm.  
 Minimum extension: 220cm. Maximum extension: 650cm.  
 Closed length: 200cm.

Not illustrated



**SPIGOT ADAPTER 013**

Both sides have 16mm spigot. Used to connect two units with 16mm female attachment or to obtain 16mm spigot from a 16mm female attachment.



**16MM FEMALE ADAPTER 158**

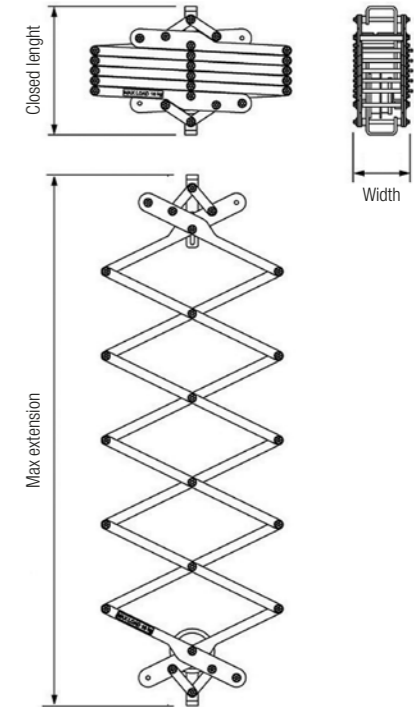
Both sides have a 16mm attachment. Used to connect two units with 16mm spigot, or to obtain a 16mm female attachment from 16mm spigot.



**PANTOGRAPH TOP 4C FF3514N86**

The pantograph is made of aluminium (P-Al MgSi UNI 3569) and manufactured according to DIN 15560-46. The attachments at both ends of the pantograph are 16mm, male on the bottom and female on the top. The load is supported by a steel cable of 2mm. diameter (safety factor 12). Loads up to 12kg can be suspended using only the friction device, while loads up to a maximum of 18kg require the use of the optional springs. The pantograph can be regulated to keep suspended loads from 1 to 18kg perfectly balanced. By turning the colored notched ring you can adjust the pantograph's friction; this will ensure that the load remains stable when set in position, but that it will move smoothly up and down when necessary. In any case, it is always advisable to use the springs to aid raising your pantograph. When choosing the additional spring(s) for your pantograph, you will first need to know exactly which model of pantograph you have, in order that you can select the spring of the correct length. If you have one of the new compact pantographs (with grey-painted "scissors"), look at the colour of notched ring the 2m version has a red notched ring, while the 3.8m version has a blue notched ring. After having identified the length of the pantograph, choose the appropriate spring(s) by referring to the table below.

Model	FF3514N86
Lifting rope	2mm wire rope
Safety factor rope	12
Self weight	7.3kg
Max working load	18kg
Closed length	38cm
Max extension	380cm
Width	15cm





<b>Model</b>	<b>FF3512N86</b>
Lifting rope	2mm wire rope
Safety factor rope	12
Self weight	4.7kg
Max working load	18kg
Closed length	27cm
Max extension	200cm
Width	15cm

**PANTOGRAPH TOP 2C FF3512N86**

Same as FF3514N86 but shorter.



**SPRING TYPE 4 RED FF3531**

Additional Spring for pantograph top 2C.



**SPRING TYPE 4 BLUE FF3533**

Additional Spring for pantograph top 4C.

**SPRING TYPE 12 RED FF3532**

Not illustrated

Additional Spring for pantograph top 2C.

**SPRING TYPE 12 BLUE FF3534**

Not illustrated

Additional Spring for pantograph top 4C.

Spring type	Counterbalanced weight
Without spring	From 0kg to 4kg
Type 4	From 3kg to 8kg
Type 4 + Type 4	From 8kg to 14kg
Type12	From 9kg to 16kg
Type 4 + Type 12	From 13kg to 18kg



**TELESCOPIC POST EXTENDIBLE FROM 85CM TO 203CM FF3248**

A telescopic system for the balanced suspension of loads. Adjustable in height with automatic positioning at the desired position. A female attachment with safety plug and locking lever is fitted at each end. The safety plug has a latch with push-button releaselatch with push-button release. To adjust the balance of the load, rotate the handle clockwise or counterclockwise. It sustains loads from 1.5kg up to 12kg max.

**SMALL TELESCOPIC POST EXTENDIBLE FROM 60CM TO 128CM FF3249**

Not illustrated

Same as FF3248, extendable from 60cm to 128cm.



**EXTENSION TUBE 50CM LONG FF3240**

These are fixed extenders which have a female 16mm attachment at each end. You fix them directly on the spigot of single carriages or to the fixed support FF3222.

**EXTENSION TUBE 100CM LONG FF3242**

Not illustrated

Same as FF3240, 100cm long.



**SAFETY STEEL CABLE FF3276**


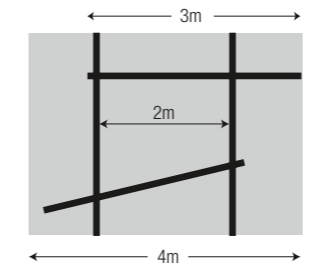
Complete with spring catch and hook-up slot. Recommended for TELESCOPIC POST and TOP PANTOGRAPH in order to avoid accidental falling of equipment. Ø 2mm - Length 350mm.



### TOP SYSTEM 43 **FF3043**

Complete kit for medium-sized studios composed of 2 fixed rails 4m long, 2 mobile rails 3m long and supports for 3 light sources (3 Top Pantographs).  
The kit is composed of:

- 2 Rails 3m long - FF6003B.
- 2 Rails 4m long - FF6004B.
- 3 Kits of 4 endstops - FF3207.
- 6 Brackets for ceiling fixture - FF3210.
- 3 Kits of 5 cable carriages - FF3226.
- 3 4-wheeled sliding carriages with 16mm spigot - FF3230.
- 2 Double sliding carriages - FF3232.
- 2 Double sliding carriages with single brake - FF3236.
- 3 Top Pantograph extendable from 40cm to 200cm - FF3512N86.
- 3 Safety steel cable - FF3276.

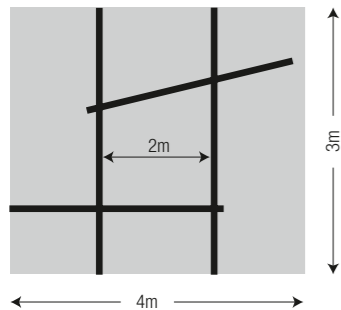


### TOP SYSTEM 33 **FF3033**

Complete kit for small studios composed of 2 fixed rails 3m long, 2 mobile rails 3m long and supports for 3 light sources (1 Top Pantograph and 2 Telescopic Post).

The kit is composed of:

- 4 Rails 3m long - FF6003B.
- 3 Kits of 4 endstops - FF3207.
- 6 Brackets for ceiling fixture - FF3210.
- 3 Kits of 5 cable carriages - FF3226.
- 3 4-wheeled sliding carriages with 16mm spigot - FF3230.
- 2 Double sliding carriages - FF3232.
- 2 Double sliding carriages with single brake - FF3236.
- 2 Telescopic Post extendable from 85cm to 203cm - FF3248.
- 1 Top Pantograph extendable from 40cm to 200cm - FF3512N86.
- 2 Universal spigot adapters 16mm - 013.
- 3 Safety steel cable - FF3276.


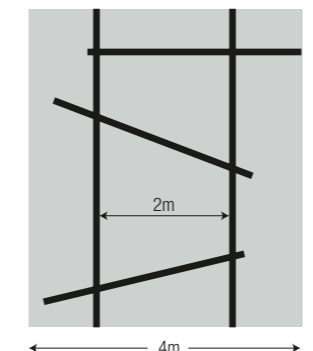


### TOP SYSTEM 54 **FF3054**

Complete kit for large studios composed of 2 fixed rails 5m long, 3 mobile rails 3m long and supports for 5 light sources (4 Top Pantographs).

The kit is composed of:

- 2 Rails 5m long - FF6005B.
- 3 Rails 3m long - FF6003B.
- 4 Kits of 4 endstops - FF3207.
- 8 Brackets for ceiling fixture - FF3210.
- 4 Kits of 5 cable carriages - FF3226.
- 4 4-wheeled sliding carriages with 16mm spigot - FF3230.
- 3 Double sliding carriages - FF3232.
- 3 Double sliding carriages with single brake - FF3236.
- 4 Top Pantograph extendable from 40cm to 200cm - FF3512N86.
- 4 Safety steel cable - FF3276.



## Adapters

MODEL	1/4" W thread Male	1/4" thread Female	3/8" thread Male	3/8" thread Female	Spigot 5/8" Male	Receiver 5/8" Female	Spigot 1 1/8" Male	Hexagon 16 mm Male	Diameter 3/8" Female	Diameter 3/8" Male	Diameter 17mm Male (JP)	M10 Male	M10 Female	M12 Male	Diameter 1/2" Male	Screw for fixings	Other
1/4" W thread Male			013 037 118 147	015 151	013 118 E300	016 194 195 014-14	019-14	037 036-14									
1/4" thread Female			088 088LBP 148KN	016 066 119	016 119			066	188	149							
3/8" thread Male	013 037 118 147	088 088LBP 148KN	125	184	013 118 191	179 014-38 014BIM	019 163-38	037 036-38	182								
3/8" thread Female	015 151	016 066 119	184		016 119 151 186	016		066									
Spigot 5/8" Male	013 118 E300	016 119	013 118 191	016 119 151 186	013 E250	153 159 E100	019 019-14 E200	036-14 036-38 036I 036MR	182 188	192	185	E110	187 066BT			E610	C1000 C1100 E650
Receiver 5/8" Female	016 194 195 014-14		179 014-38 014BIM	016	153 159 E100	158	163-58F		194			014MS			159		152 E390
Spigot 1 1/8" Male	019-14		019 163-38		019 019-14 E200	163-58F						163-10 620-10		163-12 620-12			
Hexagon 16 mm Male	037 036-14	066	037 036-38	066	036-14 036-38 036I 036MR											E620	
Diameter 3/8" Female		188	182		182 188												
Diameter 3/8" Male		149			192	194											
Diameter 17mm Male (JP)					185												
M10 Male					E110	014MS	163-10 620-10										
M10 Female					187 066BT												
M12 Male							163-12 620-12										
Diameter 1/2" Male						159											
Screw for fixings					E610			E620									
Other					C1000 C1100 E650	152 E390											

All Manfrotto adapters provide for a high level of customization, thanks to a wide range that can accept any lighting fixture, in order to match any requirement.

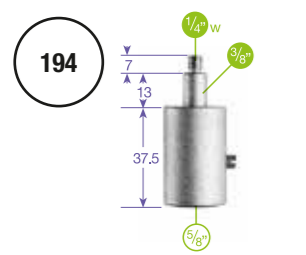
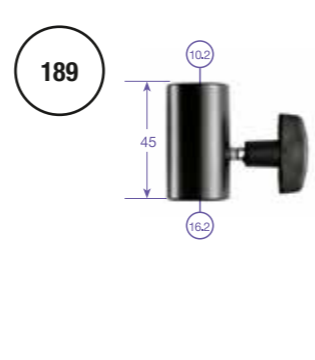
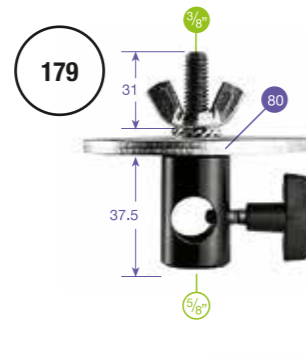
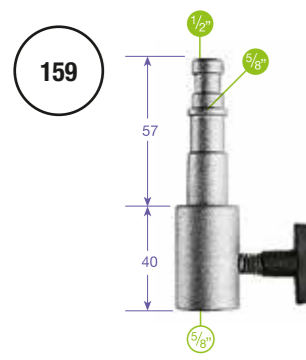
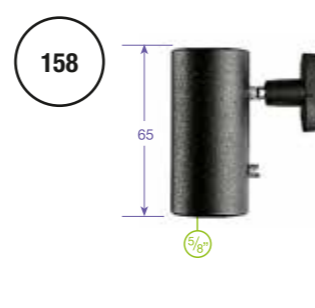
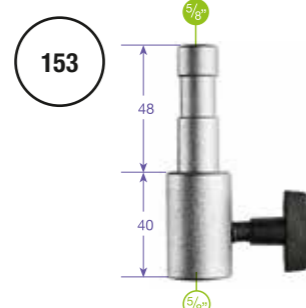
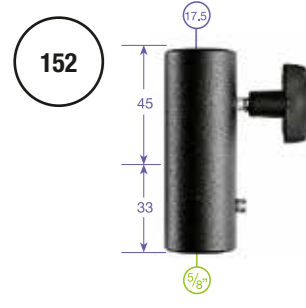
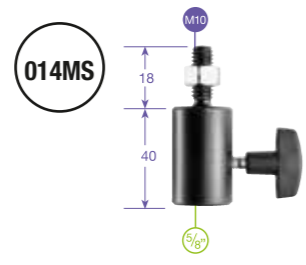
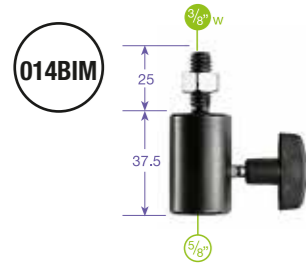
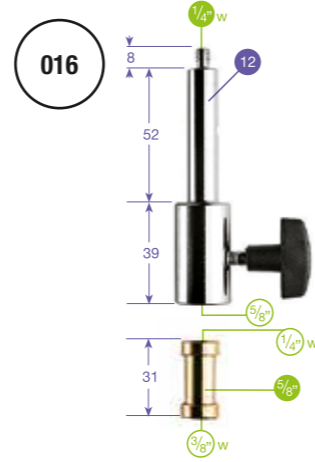
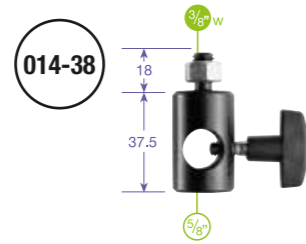
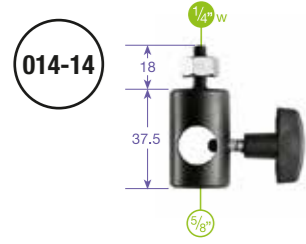


All measurements shown are metric unless otherwise stated.

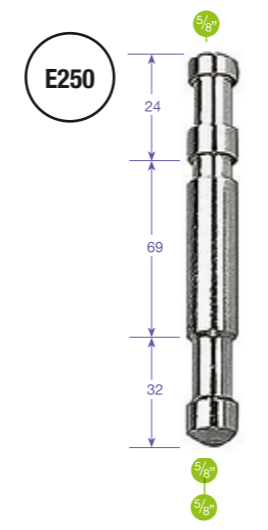
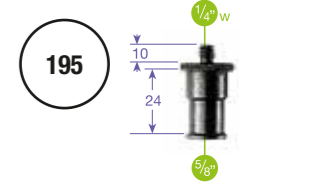
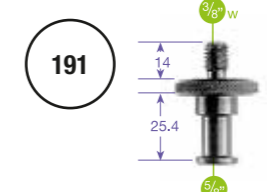
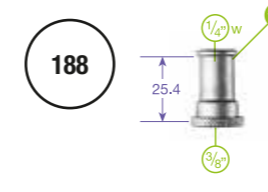
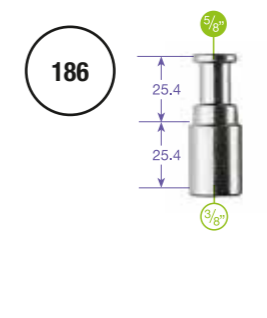
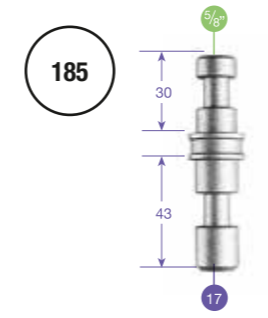
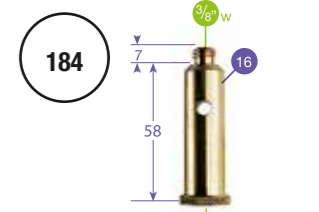
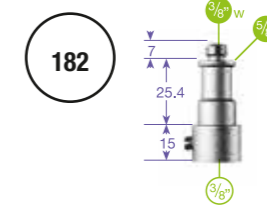
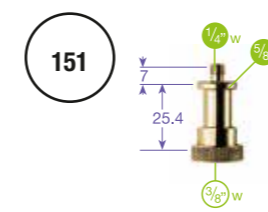
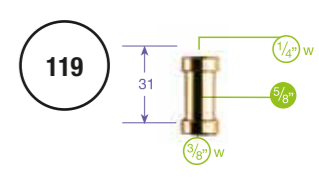
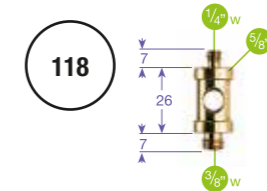
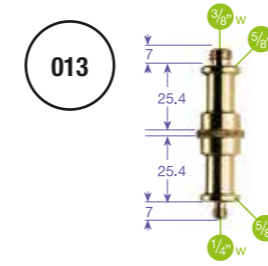
$\frac{1}{4}''$  Indicates an external thread or stud diameter  
 ● Metric ● Imperial  
 $\frac{1}{4}''$  Indicates an internal thread or socket diameter  
 ● Metric ● Imperial

W: Whitworth thread

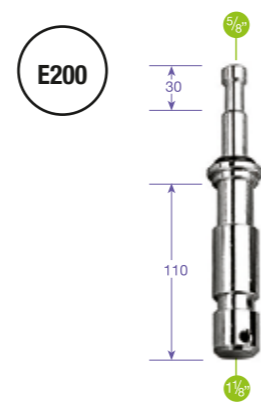
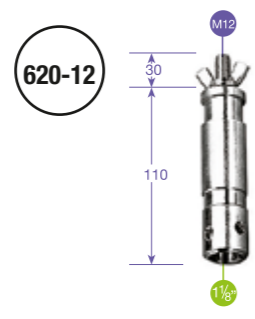
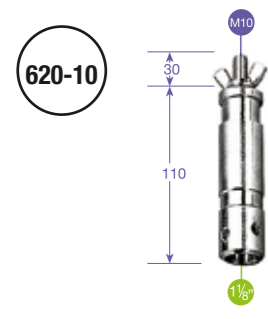
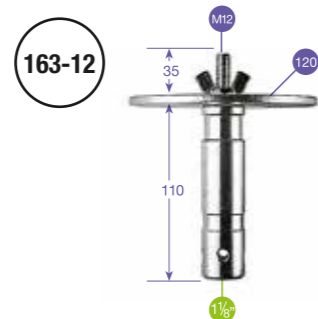
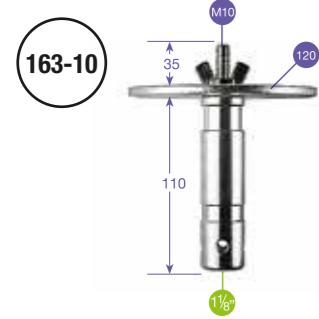
5/8" (16MM) FEMALE ADAPTERS



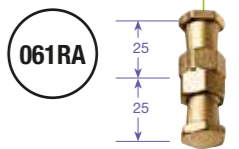
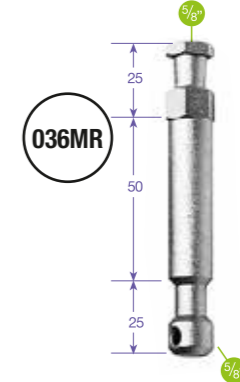
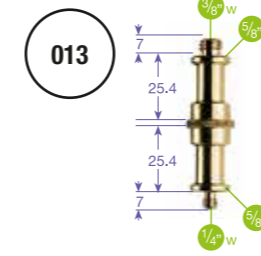
5/8" (16MM) MALE ADAPTERS



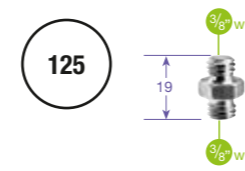
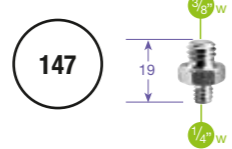

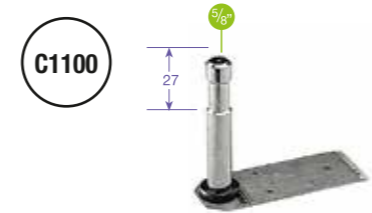
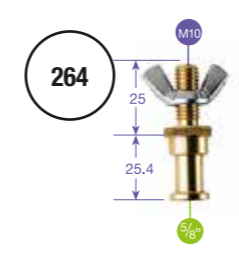
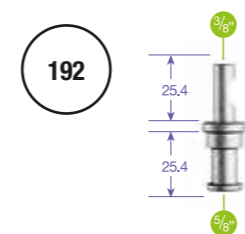
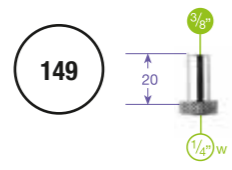
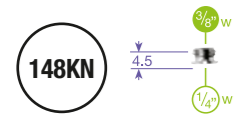
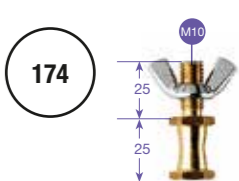
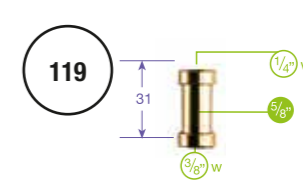
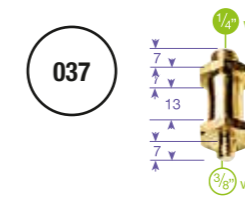
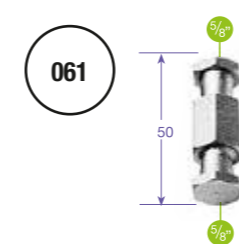
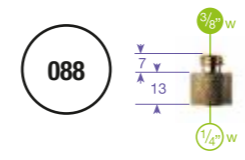
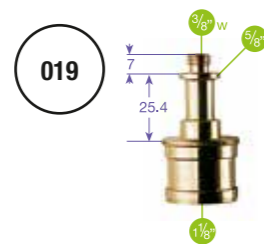
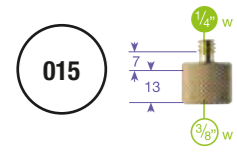
1 1/8 (28MM) MALE ADAPTERS



SUPER CLAMP ADAPTERS












SPECIAL ADAPTERS





## Key to symbols

-  Minimum height
-  Maximum height
-  Closed length
-  Footprint diameter
-  Weight
-  Spigot size \*
-  Socket size \*
-  Suggested wheels
-  Maximum evenly distributed load on level ground
-  Maximum load on fully extended stand at 5° inclination
-  Gravity cast
-  Black
-  Air cushioned

 German Safety Standard

\* NOTE: in product specifications you will often see a note referring to the spigot/socket type of the product (e.g. "type 14").

This type number refers to the spigot and socket variants shown on page 118.

## Conversions Made Easy (Lengths)

Metric cm	Metric mm	Imperial in.
2.54cm	254mm	1"
1.6cm	16mm	5/8"
2.8cm	28mm	1 1/8"
1.75cm	17.5mm	0.68"
5cm	50mm	1.96"
4cm	40mm	1.57"
100cm	1000mm	39.37"


inches to cm multiply the length by 2.54  
cm to inches divide the length by 2.54


## Conversions Made Easy (Capacities)

Metric kg	Metric grams	Imperial lbs
1kg	1000g	2.2lbs
2kg	2000g	4.4lbs
10kg	10 000g	22lbs
50kg	50 000g	110lbs
80kg	80 000g	176lbs
100kg	100 000g	220lbs
150kg	150 000g	330lbs

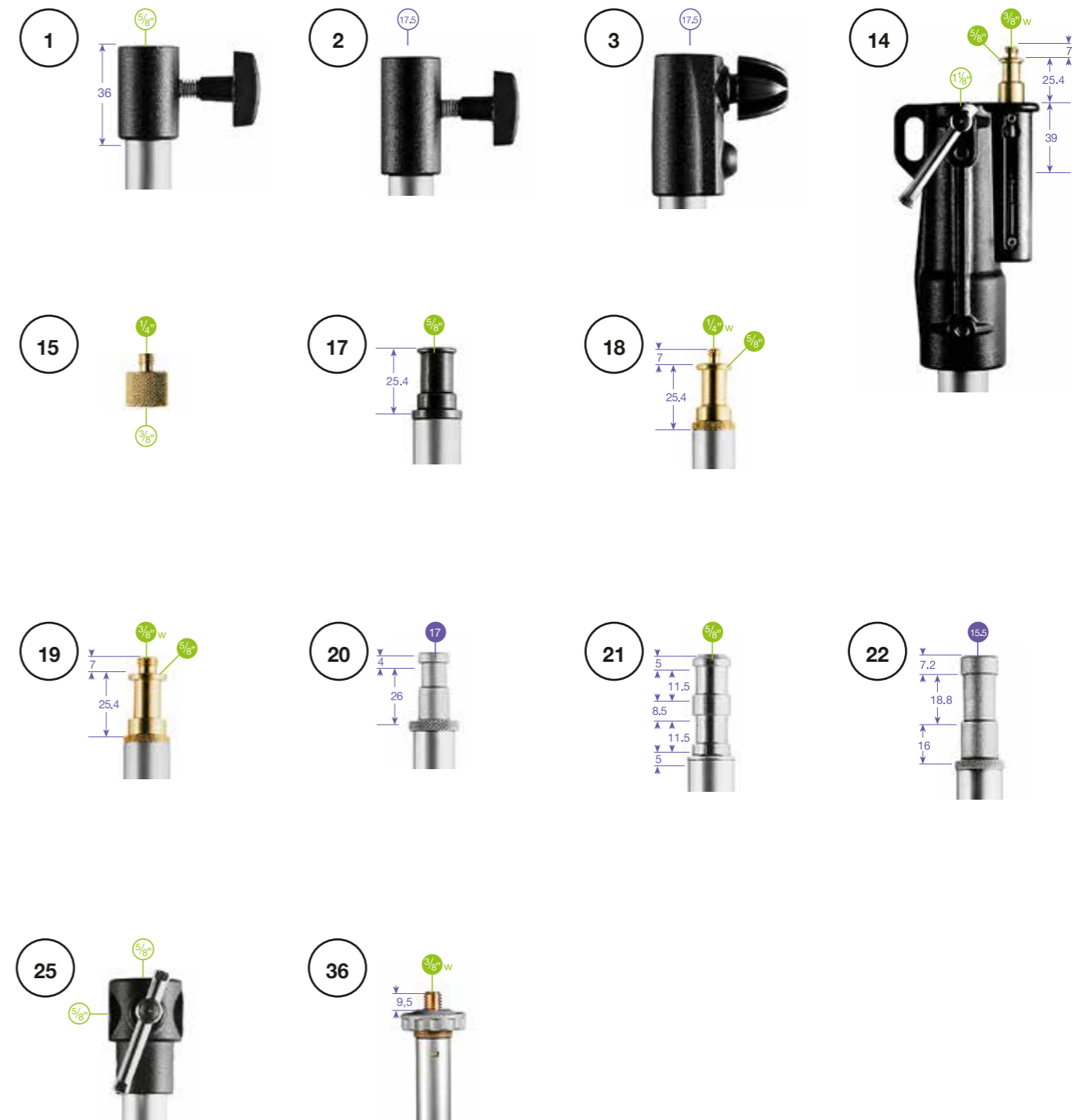
lbs to kg divide the mass by 2.2  
kg to lbs multiply the mass by 2.2

This type number refers to the spigot and socket variants shown in product specifications.

 Indicates an external thread or stud diameter  
● Metric ● Imperial

 Indicates an internal thread or socket diameter  
● Metric ● Imperial

**W:** Indicates an internal thread or socket diameter



Art. N°	Description	Page	Art. N°	Description	Page
003	BACKLITE BASE	11	076B	BLACK AUTOPOLE	46
003M	MINI BACKLITE BASE MALE ATTACHMENT	11	077	AUTOPOLE	46
003MF	MINI BACKLITE BASE FEMALE ATTACHMENT	11	077B	BLACK AUTOPOLE	46
007BSU	BLACK STEEL SENIOR STAND	14	081	EXPAN ATTACHMENT	32-86
007BU	BLACK ALU SENIOR STAND	14	083NW	STEEL 2 SECTION WIND UP STAND	29
007BUAC	BLACK AIR CUSHIONED ALU SENIOR STAND	14	083NWL	STEEL 2 SECTION LOW BASE WIND UP STAND	27
007CSU	STEEL SENIOR STAND	15	085BS	BLACK LIGHT BOOM 35 (STAND INCLUDED)	39
008BU	BLACK ALU STAND	13	085BSL	BLACK LIGHT BOOM 35 (STAND NOT INCLUDED)	38
008CSU	STEEL JUNIOR STAND	13	087NW	STEEL WIND UP STAND	28
012B	BACKLITE STAND	9	087NWB	BLACK STEEL WIND UP STAND	28
013	SPIGOT ADAPTER	57-100-109-111	087NWL	STEEL 3 SECTION LOW BASE WIND UP STAND	27
014-14	16MM FEMALE ADAPTER	108	087NWSH	STEEL SHORT WIND UP STAND	29
014-38	16MM FEMALE ADAPTER	108	087WBK	WIND-BRACING KIT	33
014BIM	16MM FEMALE ADAPTER	108	088	SPECIAL ADAPTER	110
014MS	16MM FEMALE ADAPTER	108	091MCR	EXPAN RED METALLIC CHAIN	88
015	SPECIAL ADAPTER	110	093	LARGE CABLE CLIP	34
016	16MM FEMALE ADAPTER	108	094	CHAIN WEIGHT	88
017	CASTER WHEEL SET	34	098B	BLACK WALL BOOM (STAND NOT INCLUDED)	40
018	CASTER WHEEL SET	34	098SHB	BLACK SHORT WALL BOOM (STAND NOT INCLUDED)	41
019	SPECIAL ADAPTER	110	1004BAC	BLACK ALU AIR CUSHIONED MASTER STAND	11
022	G-PESO	43	1004BAC-3	BLACK ALU AIR CUSHIONED MINI MASTER STAND IN 3-PACK	11
023	L-PESO	43	1005BAC	BLACK ALU AIR CUSHIONED RANKER STAND	11
024B	BLACK LIGHT BOOM (STAND NOT INCLUDED)	40	1005BAC-3	BLACK ALU AIR CUSHIONED MINI RANKER STAND IN 3-PACK	11
025BS	BLACK SUPER BOOM (STAND INCLUDED)	39	104	WHEEL SET	35-83
025BSL	BLACK SUPER BOOM (STAND NOT INCLUDED)	38	104G	WHEEL SET	35-83
025TM	SUPER BOOM WITH COLUMN STAND	40	1051BAC	BLACK ALU AIR CUSHIONED MINI COMPACT STAND	10
026	SWIVELLING ADAPTER	77	1051BAC-3	BLACK ALU AIR CUSHIONED MINI COMPACT STAND IN 3-PACK	10
027	STAND HOLDER	33	1052BAC	BLACK ALU AIR CUSHIONED COMPACT STAND	10
032	AUTOPOLE	46	1052BAC-3	BLACK ALU AIR CUSHIONED COMPACT STAND IN 3-PACK	10
032B	BLACK AUTOPOLE	46	109	WHEEL SET	35
032BASE	AUTOPOLE BASE	48	110	WHEEL SET	35
032BASEB	BLACK AUTOPOLE BASE	48	110G	WHEEL SET	35
032PC	AUTOPOLE PROTECTION CAPS	48	111BSU	BLACK STEEL TALL STAND	15
032SPL	AUTOPOLE SPIRIT LEVEL	48	111CSU	STEEL TALL STAND	16
033	EXTENSION TUBE	49	118	SHORT 16MM SPIGOT WITH 1/4" + 3/8" SCREW	57-109-111
033B	BLACK EXTENSION TUBE	49	119	ADAPTER SPIGOT 1/4" F + 3/8" F THREADS	57-109-111
034	EXTENSION TUBE	49	123	PIVOTING BOOM CLAMP	42
034B	BLACK EXTENSION TUBE	49	124	PIVOTING BOOM CLAMP	42
035	SUPER CLAMP	56	125	SHORT SPIGOT ADAPTER 3/8" - 3/8"	60-110
035WDG	SUPER CLAMP WEDGES	61	126BSU	BLACK STEEL HEAVY DUTY STAND	16
036-14	LIGHTING STUD 1/4"	57-111	126BSUAC	BLACK STEEL AIR CUSHIONED HEAVY DUTY STAND	16
036-38	LIGHTING STUD 3/8"	57-111	126CSU	STEEL HEAVY DUTY STAND	17
036MR	LIGHTING STUD MR	57-111	126CSUAC	STEEL AIR CUSHIONED HEAVY DUTY STAND	17
037	CAMERA STUD	57-111	1314B	SET STANDS KIT	89
038	DOUBLE SUPER CLAMP	56	133B	BLACK EXTENSION BAR	57
039	"U" HOOKS	60	142B	BLACK ALU STAND EXTENSION	21
041	"L" BRACKETS	60	142CS	STEEL STAND EXTENSION	21
042	EXTENSION ARM	61	143	MAGIC ARM KIT	68
043	SKY HOOK	52	143A	MAGIC ARM WITH CAMERA BRACKET	68
044	B/P CLAMPS	87	143BKT	CAMERA/UMBRELLA BRACKET	69
045	B/P TRIPLE HOOKS	87	143N	MAGIC ARM	68
045-6	B/P HOOKS	87	146B	BLACK ALU HIGH STAND EXTENSION	21
046MC	EXPAN WITH METAL CHAIN	86	146CS	STEEL HIGH STAND EXTENSION	21
047-2	ALU-CORE	88	147	SHORT SPIGOT ADAPTER 1/4" - 3/8"	60-110
047-3	ALU-CORE	88	148KN	SPECIAL ADAPTER	110
059	B/P SINGLE HOOKS	86	149	SPECIAL ADAPTER	110
059WM	B/P SINGLE HOOKS	86	151	16MM MALE ADAPTER	109
061	JOINING STUD	57-111	152	16MM FEMALE ADAPTER	108
061RA	JOINING STUD RA	57-111	153	16MM FEMALE ADAPTER	108
062-2	B/P COUNTERWEIGHT	88	154B	THREE BABY BRACKET	32
064	SMALL CABLE CLIP	34	155	TILT-TOP HEAD	76
066	DOUBLE FEMALE THREAD STUD	57-111	155BKL	TILT-TOP HEAD	76
066BT	STUD FOR STIRRUP	57-111	156BLB	BLACK ALU LOW MINI PRO STAND	9
076	AUTOPOLE	46	158	16MM FEMALE ADAPTER	100-108

Art. N°	Description	Page	Art. N°	Description	Page
159	16MM FEMALE ADAPTER	108	297FBASE	BLACK LARGE FOOT BASE	25
163-10	28MM MALE ADAPTER	110	298B	BLACK ALU STUDIO STAND	24
163-12	28MM MALE ADAPTER	110	299B	BLACK BABY STUDIO STAND	24
163-38	28MM MALE ADAPTER	110	299BBASE	BLACK SMALL BRAKE BASE	25
170	MINI POLE	49	299FBASE	BLACK SMALL FOOT BASE	25
170B	BLACK MINI POLE	49	320	MINI STILL LIFE TABLE	81
171	MINI CLAMP	53	320B	BLACK MINI STILL LIFE TABLE	81
172	MINI COUNTERWEIGHT	43	320PSL	MINI STILL LIFE TABLE WITHOUT COVER	81
173B	BLACK MINI BOOM	42	320PSLB	BLACK MINI STILL LIFE TABLE WITHOUT COVER	81
174	HEXAGONAL 16MM LIGHTING STUD M10	57-111	320PX	PERSPEX COVER FOR MINISTILL LIFE TABLE	81
175	COLD SHOE SPRING CLAMP	52	332-3.7	MINI AUTOPOLE	47
175F-2	SPRING CLAMP WITH FLASH SHOE	52	332-3.7B	BLACK MINI AUTOPOLE	47
176	MINI "U" HOOKS	60	335AS	ADDITIONAL SOCKET	61
179	16MM FEMALE ADAPTER	108	374	WHEELS FOR SUPER WIND UP	35
182	16MM MALE ADAPTER	109	374-10	WHEELS FOR SUPER WIND UP	35
184	16MM MALE ADAPTER	109	375	MULTICLIP	52
185	16MM MALE ADAPTER	109	386B-1	NANO CLAMP	56
186	16MM MALE ADAPTER	109	387XBU	BLACK STAINLESS STEEL SUPER WIND UP STAND	31
187	16MM MALE ADAPTER	109	387XU	STAINLESS STEEL SUPER WIND UP STAND	30
188	16MM MALE ADAPTER	109	396AB-2	2 SECTION DOUBLE ARTICULATED ARM	73
189	16MM FEMALE ADAPTER	108	396AB-3	3 SECTION DOUBLE ARTICULATED ARM	73
191	16MM MALE ADAPTER	109	396B-2	2 SECTION DOUBLE ARTICULATED ARM W/CAMERA ATTACHMENT	73
192	SPECIAL ADAPTER	110	396B-3	3 SECTION DOUBLE ARTICULATED ARM W/CAMERA ATTACHMENT	73
194	16MM FEMALE ADAPTER	108	420B	BLACK ALU COMBI-BOOM STAND WITH SANDBAG	37
195	16MM MALE ADAPTER	109	420CSU	COMBI-BOOM STAND HD	37
196AB-2	2 SECTION SINGLE ARTICULATED ARM	72	425B	BLACK MEGA BOOM (STAND NOT INCLUDED)	39
196AB-3	3 SECTION SINGLE ARTICULATED ARM	72	427B-4.0	OPERATING POLE	100
196AC	MICRO CLAMP	83	427B-6.5	OPERATING POLE	100
196B-2	2 SECTION SINGLE ARTICULATED ARM W/CAMERA ATTACHMENT	72	432-2.7	AUTOPOLE 2	47
196B-3	3 SECTION SINGLE ARTICULATED ARM W/CAMERA ATTACHMENT	72	432-2.7B	BLACK AUTOPOLE 2	47
203	MINI EXTENSION ARM	61	432-3.7B	BLACK AUTOPOLE 2	47
220	STILL LIFE TABLE	80	5001B-1	BLACK ALU NANO STAND	9
220B	BLACK STILL LIFE TABLE	80	5002BL	NANO PLUS STAND	9
220PSL	STILL LIFE TABLE WITHOUT COVER	80	5039	OFFSET U HOOK	60
220PSLB	BLACK STILL LIFE TABLE WITHOUT COVER	80	613PAR	T BAR	32
220PX	PERSPEX COVER FOR STILL LIFE TABLE	80	614	T BAR	32
231ARM	SLIDING SUPPORT ARM	23-83	620-10	28MM MALE ADAPTER	110
231B	BLACK ALU COLUMN STAND	23	620-12	28MM MALE ADAPTER	110
231CS	STEEL COLUMN STAND	23	635	QUICK ACTION SUPER CLAMP	56
237	FLEX ARM	71	649	QUICK RELEASE CLAMP	53
237HD	HEAVY DUTY FLEX ARM	71	C100	JUNIOR PIPE CLAMP WITH 28MM SOCKET	55
241	PUMP CUP WITH 16MM SWIVEL SOCKET	63	C150	SWIVELLING "C" CLAMP	54
241S	PUMP CUP WITH 16MM SOCKET	63	C155	SAFETY CABLE	61
244	VARIABLE FRICTION ARM WITH CAMERA BRACKET	69	C155-01	SAFETY CABLE	61
244ADPT14AS	1/4" ANTI-SLIP ADAPTER	70	C155-02	SAFETY CABLE	61
244ADPT38AA	3/8" ARRI STYLE ANTI-ROTATION ADAPTER	70	C210	BABY PIPE CLAMP WITH 16MM STUD	55
244ADPT38AR	3/8" ANTI-ROTATION ADAPTER	70	C337	28MM BUSHING QUICK ACTION JUNIOR CLAMP	62
244ADPT58	5/8" ADAPTERS	70	C338	16MM PIN QUICK ACTION BABY CLAMP	62
244ADPT3814	3/8" AND 1/4" ADAPTERS	70	C500	PELICAN GAFFER GRIP	54
244MICRO	MICRO FRICTON ARM	70	C820	TELESCOPIC HANGER WITH STIRRUP	63
244MICRO-AA	MICRO ARM WITH ARRI STYLE AND ANTI SLIP ADAPTER	70	C822	LONG TELESCOPIC HANGER WITH STIRRUP	63
244MICRO-AR	MICRO FRICTON ARM WITH ANTI ROTATION	70	C825	TELESCOPIC HANGER WITH UNIVERSAL HEAD	63
244MICROKIT	MICRO FRICTON ARM WITH NANO CLAMP	70	C827	LONG TELESCOPIC HANGER WITH UNIVERSAL HEAD	63
244MINI	MINI FRICTON ARM	70	C888UH	TELESCOPIC HANGER WITH UNIVERSAL HEAD	63
244N	VARIABLE FRICTION ARM	69	C1000	SPECIAL ADAPTER	110
264	ROUNDED 16MM LIGHTING STUD M10	57-111	C1005	SPECIAL ADAPTER	110
269BU	BLACK ALU SUPER STAND	17	C1100	SPECIAL ADAPTER	110
269HDBU	BLACK ALU HIGH SUPER STAND	20	C1525	SKY HOOK	52
270BSU	BLACK STEEL SUPER STAND	18	E200	28MM MALE ADAPTER	110
270CSU	STEEL SUPER STAND	19	E250	16MM MALE ADAPTER	109
271	PANEL CLAMP	53	E300	16MM MALE ADAPTER	109
272B	TELESCOPIC POLE	89	E390	16MM FEMALE ADAPTER	108
275	MINI SPRING CLAMP	52	E610	SPECIAL ADAPTER	110
297BBASE	BLACK LARGE BRAKE BASE	25	E650	16MM MALE ADAPTER	109

Art. N°	Description	Page
<b>FF3033</b>	TOP SYSTEM 33	104
<b>FF3043</b>	TOP SYSTEM 43	104
<b>FF3054</b>	TOP SYSTEM 54	105
<b>FF3207</b>	KIT OF 4 END STOPS WITH 4 CABLE CARRIAGES	100
<b>FF3208</b>	ALIGNING CONNECTORS FOR FIXED RAILS	100
<b>FF3210</b>	BRACKET FOR CEILING ATTACHMENT	97
<b>FF3211</b>	DOUBLE BRACKET FOR RAIL CROSSINGS	97
<b>FF3212</b>	ANGLE BRACKET ("L"-SHAPED) FOR FIXING TO BEAMS	97
<b>FF3214</b>	BRACKET FOR TUBE ATTACHMENT	98
<b>FF3214A</b>	BRACKET FOR CEILING ATTACHMENT	98
<b>FF3214B</b>	RAIL MOUNTING KIT WITH M12 STUD	98
<b>FF3215</b>	ADJUSTABLE BRACKET FOR IRREGULAR CEILINGS	97
<b>FF3215A</b>	EXTENSION BRACKET FOR VARIOUS HEIGHTS	98
<b>FF3218</b>	CEILING BRACKET WITH 50CM EXTENSION	98
<b>FF3220</b>	CEILING BRACKET WITH 100CM EXTENSION	98
<b>FF3226</b>	KIT OF 5 CABLE CARRIAGES	100
<b>FF3226C</b>	KIT OF 5 CABLE CARRIAGES WITH BEARING	100
<b>FF3228</b>	DISMOUNTABLE SLIDING CARRIAGE W/4 WHEELS AND 16MM SPIGOT	98
<b>FF3229</b>	SLIDING CARRIAGE WITH 4 WHEELS, BRAKE AND 16MM SPIGOT	99
<b>FF3230</b>	SLIDING CARRIAGE WITH 4 WHEELS AND 16MM SPIGOT	99
<b>FF3232</b>	DOUBLE SLIDING CARRIAGE	99
<b>FF3235</b>	DOUBLE SLIDING CARRIAGE WITH DOUBLE BRAKE	99
<b>FF3236</b>	DOUBLE SLIDING CARRIAGE WITH ONE BRAKE	99
<b>FF3240</b>	EXTENSION TUBE 50CM LONG	103
<b>FF3242</b>	EXTENSION TUBE 100CM LONG	103
<b>FF3248</b>	TELESCOPIC POST EXTENDABLE FROM 85CM TO 203CM	103
<b>FF3249</b>	SMALL TELESCOPIC POST EXTENDABLE FROM 60CM TO 128CM	103
<b>FF3276</b>	SAFETY STEEL CABLE	103
<b>FF3512N86</b>	PANTOGRAPH TOP 2C	102
<b>FF3514N86</b>	PANTOGRAPH TOP 4C	101
<b>FF3531</b>	SPRING TYPE 4 RED	102
<b>FF3532</b>	SPRING TYPE 12 RED	102
<b>FF3533</b>	SPRING TYPE 4 BLUE	102
<b>FF3534</b>	SPRING TYPE 12 BLUE	102
<b>FF3856</b>	FIXED BRACKET ON RAIL WITH 16MM SPIGOT	99
<b>FF6003B</b>	BLACK ANODISED 3M RAIL	96
<b>FF6004B</b>	BLACK ANODISED 4M RAIL	96
<b>FF6005B</b>	BLACK ANODISED 5M RAIL	96
<b>G100-2</b>	SMALL SAND BAG	33-43
<b>G200-1</b>	LARGE SAND BAG	33-43
<b>G300</b>	EXTRA LARGE SAND BAG	33-43
<b>MC1990A</b>	PICO CLAMP	56
<b>MLBG4301CB</b>	CHROMA KEY FX 4X2.9M BACKGROUND COVER BLUE	91
<b>MLBG4301CG</b>	CHROMA KEY FX 4X2.9M BACKGROUND COVER GREEN	91
<b>MLBG4301KB</b>	CHROMA KEY FX 4X2.9M BACKGROUND KIT BLUE	91
<b>MLBG4301KG</b>	CHROMA KEY FX 4X2.9M BACKGROUND KIT GREEN	91
<b>MLH1HS-2</b>	COLD SHOES TILT HEAD	77
<b>MLLC1101K</b>	PRO SCRIM ALL IN ONE KIT 1.1X1.1M SMALL	93
<b>MLLC1201K</b>	PRO SCRIM ALL IN ONE KIT 1.1X2M MEDIUM	93
<b>MLLC2201K</b>	PRO SCRIM ALL IN ONE KIT 2X2M LARGE	93
<b>MLLC3301K</b>	PRO SCRIM ALL IN ONE KIT 2.9X2.9M EXTRA LARGE	93
<b>MS0390C</b>	CARBON NANOPOLE STAND	9
<b>MS0490A-1</b>	NANO POLE STAND	9
<b>MSY0580A</b>	DADO KIT	71
<b>MSY0590A</b>	DADO	71
<b>MT004</b>	"T" CLAMP	82
<b>MT020</b>	TUBE CONNECTOR	82

Art. N°	Description	Page
---------	-------------	------



