



# USER MANUAL



**Elite 110v 300mm  
Fume Extractor**

**Product Code:  
E300FE115**

Serial Number Range:

From:

To:

Year Of Manufacture:



**\*Please note, when ordering online via our website if the part number is not recognised, please Email [spares@hscgroupuk.co.uk](mailto:spares@hscgroupuk.co.uk) or Telephone 0115 946 1988**

**KEEP THIS BOOKLET FOR FUTURE REFERENCE**

📞 Nottingham: 0115 946 1988 • London: 0208 830 3333    ✉ Nottingham: [sales@hscgroupuk.co.uk](mailto:sales@hscgroupuk.co.uk) • London: [sean@hscgroupuk.co.uk](mailto:sean@hscgroupuk.co.uk)    🌐 [www.hscgroupuk.co.uk](http://www.hscgroupuk.co.uk)

The Hire Supply Company Terms & Conditions Apply At All Time E&OE



# Instruction Manual for the Elite Fume Extractor Range



## 1. General Description

The Elite range of fume extractors have a 1.5mm high grade steel body with an aluminum alloy motor housing, which provides an excellent heat elimination and a reduction in weight. The overall design of the extractors give exceptional air flow and pressure. The ducting is made from a flexible retardant material and is available in two lengths 5m and 10m.

## 2. Uses of the fan:

Do not use the Elite fume extractors in a flammable environment, explosive environment or a corrosive environment. The fume extractor should only be operated with the voltage stipulated on the name plate on the unit. Temperature Range: < 40°C; Relative Humidity ; <90%; Dust and other solid particle contained: <100mg/ Cubic Meter.

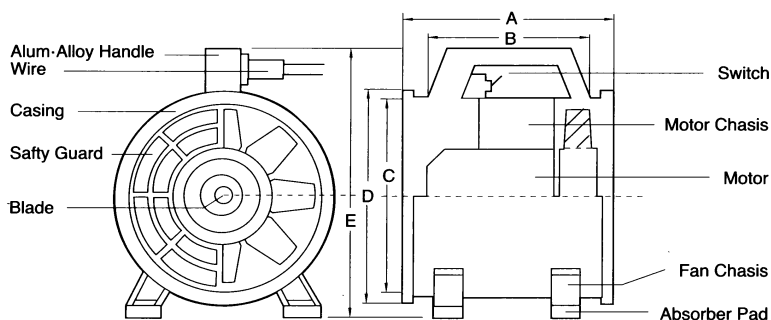
The fan is suitable for extraction and fresh air supply in such locations as underground warehouses, tunnels, chemical labs, ships, cabins, and etc.

## 3. Main technical data:

Size (mm)	Voltage (v)	Frequency (Hz)	Phase	Power (w)	Speed (r/min)	Wind-rate (m <sup>3</sup> /min)	Static-pressure (Pa)	Noise dB(A)
200mm	110-115	50/60	Single	150	2800/3400	25/35	245/410	79
	220-240		Single					
	380		Three					
250mm	110-115	50/60	Single	320	2800/3400	43/53	294/441	87
	220-240		Single					
	380		Three					
300mm	110-115	50/60	Single	520	2800/3400	60/70	343/490	92
	220-240		Single					
	380		Three					
400mm	110-115	50/60	Single	1200	2800/3400	90/110	410/490	93
	220-240		Single					
	380		Three					
450mm	110-115	50/60	Single	1700	2800/3400	110/125	490/520	97
	220-240		Single					
	380		Three					

**Note:** The Elite fume extractors are available in both 110 volt and 230 volt, for different operational requirements.


## 4. External dimensions:



Specification	A	B	C	D	E
200 mm	290	248	200	220	295
250 mm	290	248	250	270	350
300 mm	358	248	300	320	405
400 mm	465	205	410	435	470
450 mm	460	205	450	480	520

## 5. Connection method for flexible ducting:

The Elite fume extractor ducting is made especially for the Elite fume extractor, the connection method is shown below. To connect the ducting to the machine, firstly align the ducting towards the outlet of the fume extractor, then secure to the unit by tying the string on the end of the ducting. Do not connect more than 2 lengths of ducting to each other.

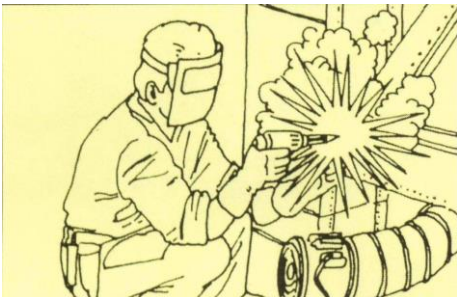


## 6. Important safety issues:

- (1) Prior to power on, please ensure that the voltage of power supply should conform to the voltage stipulated in the nameplate, to prevent the motor from being damaged.
- (2) The ventilator should be grounded properly.
- (3) The IP rating of the Elite fume extractor is IP44, therefore it will not be suitable for outdoor use.
- (4) As the socket is used for power connection, the standard plug that meets the safety regulations should be used for the power cord of the fan.
- (5) While operating, the product should not be adjusted or moved.
- (6) While the blade is rotating, no object should be inserted into the grill.
- (7) Do not block the inlet or outlet of the fume extractor.
- (8) In the event of the unit creating unusual noises, shut down the machine immediately and contact your local service agent or manufacturer.
- (9) The ambient temperature for the product should not be higher than  $+40^{\circ}\text{C}$ . Please do not use the product in the environment of high temperature or high humidity. Also do not place the unit in an area where explosive or flammable, dust and gases are stored.
- (10) The appliance is not intended for use by person (including children) with reduced physical, sensory or mental capabilities, or lack of experience and knowledge, unless they have been given supervision or instruction concerning use of the appliance by a person responsible for their safety.
- (11) Children should be supervised to ensure that they do not play with the appliance.
- (12) Ensure that the fan is switched off from the mains supply before removing the guard for cleaning purposes.
- (13) If the supply cord is damaged, it must be replaced by the manufacturer, its service agent or similarly qualified persons in order to avoid a hazard.
- (14) Don't move the appliance by pulling the supply cord.

## 7. Maintenance:


While not in use, the ventilator should be wiped, properly packed and placed in a clean and ventilated environment.



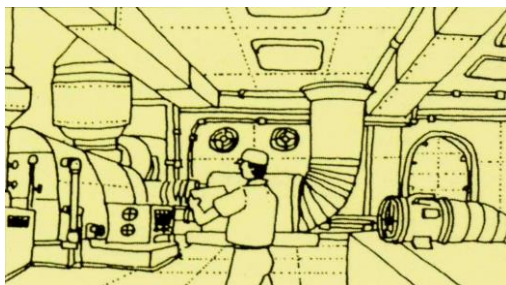
Electric Soldering




Smoking



Basement Ventilation



Ship (waste gas exhausted out of hold)



Chemical laboratory





## Recycling



**ENVIRONMENTAL PROTECTION:** Please recycle any unwanted materials as opposed to disposing them as general waste. It is recommended the original is retained and used to store the product when not in use for prolonged periods of time. If this is not applicable ensure the materials are sorted and recycled in accordance with local regulations.



**SPECIFICATION CHANGE:** It is our policy to continually improve products to ensure these meet the rigours of the industry we serve. Therefore, as such we reserve the right to alter specifications, data, components & parts with-out prior notice.

**WARRANTY:** Please refer to the manufactures terms & conditions.

**IMPORTANT:** No liability will be accepted for the incorrect use of this product.

### KEEP THIS BOOKLET FOR FUTURE REFERENCE

📞 Nottingham: 0115 946 1988 • London: 0208 830 3333    ✉ Nottingham: [sales@hscgroupuk.co.uk](mailto:sales@hscgroupuk.co.uk) • London: [sean@hscgroupuk.co.uk](mailto:sean@hscgroupuk.co.uk)    🌐 [www.hscgroupuk.co.uk](http://www.hscgroupuk.co.uk)

The Hire Supply Company Terms & Conditions Apply At All Time E&OE