

# MIDI EXCAVATOR



A Product of Hard Work





## The best of both worlds

JCB midi excavators give you compact, versatile performance. They offer superb levels of quality and legendary JCB comfort. Power and control are impressive; weight for weight they have a real edge over the competition. And of course there's the side-mounted engine for excellent visibility. Quite simply no other midis come close. The 8055 ZTS/RTS and 8065 RTS machines offer superb high performance in tighter

## RAISING THE STANDARD IN COMPACT EXCAVATORS



areas than conventional tailswing models. Like all JCB minis and midis, they are renowned for their comfort, controllability, reliability, serviceability and productivity. The JCB 8080 ZTS is an 8-tonne, zero tailswing excavator offering the increased performance of larger machines without losing the access advantage. It has a 3.1-litre engine that is powerful, clean and quiet, a full-size excavator style cab with new levels

of operator comfort and we've made it easier than ever to carry out vital service checks. The 8080 ZTS also has an Advanced Management System (AMS) for extra control, fuel efficiency and diagnostics at your fingertips. All three are compact and powerful, guaranteed to give you impressive levels of productivity, however hard you work them.

# Operator comfort, all-round visibility

Isolated cab results in minimum vibration

Extremely spacious and stylish cab

Fully adjustable, deluxe suspension seat gives  
the most comfortable working position

Lifting the control pod on all models isolates  
servo and track lever controls for safer access

Reduced or zero tailswing increases  
machine and site safety



Built to provide complete comfort, JCB midi excavators ensure optimum productivity all day long.

Inside the 8055 and 8065, you'll notice how big and accessible the cab is compared to other reduced and zero tailswing models. The seating position is fully adjustable for maximum comfort. Plus, the whole cab structure is isolated from the slew frame for minimum vibration and optional air conditioning lets you achieve optimum working conditions.

As you would expect from our biggest midi, the 8080 features the biggest cab; a full-size, isolated excavator-style cab that's stylish and spacious.

A fully adjustable, deluxe suspension seat and independently moving armrests provide the most comfortable position. Integral air conditioning (optional on 8055/8065) equals a more productive atmosphere. Plus there are lots of handy extras, including a cool box, toolbox, radio with line-in function for mp3 players, sunblind, coathook, cup holder and 12v accessory socket.

But these machines are as much about safe working as comfort. So all-round visibility is excellent. To the left, you can see the whole track. To the right on the 8055 and 8065, our unique positioning of engine and hydraulic pump has allowed us to introduce a sloping side-engine cover to improve the view of the track. The hose routing on top of the boom rather than to the side means there's less to impede visibility, and the large front screen gives a superb view of the load up to dump height.

To prevent damage and improve 'down-the-trench' visibility, all models also feature an up-and-over front screen. Smooth and easy-to-use thanks to a gas-strut-assisted action, this allows storage of the lower screen behind the upper screen before sliding and securing both above the operator's head.





# Complete, precise control

Load-sensed hydraulics improve performance and fuel efficiency, and prevent engine overload

8055/65 straight-line tracking lets you operate the excavator end whilst travelling for safe operation

Proportional servo controls allow precise metering of buckets and attachments

Light lever efforts reduce operator fatigue

AMS means you always use the right amount of power for maximum fuel efficiency – 8080



If the view outside the midi cab is superb, the view inside is even better, with everything ergonomically placed for effortless control.

The load-sensed, flow-on-demand hydraulic system on all midis automatically controls flow and pressure, providing hydraulic oil to a service only when you need to use it. So the engine is never overworked, won't stall and is always running at peak efficiency, saving you fuel. Plus, because the system shares oil equally, all services can be supplied (and keep working) without starving any one function, for added productivity.

An additional benefit of load-sensed hydraulics is straight-line tracking. Particularly important for positioning next to obstacles or loading/unloading, this allows you to travel safely forwards or backwards without veering off to one side when a service is operated. The 8055 and 8065 machines also offer optional low flow and high flow proportional auxiliary controls for precise control and added versatility.

On all machines, proportional servo controls allow precise metering of the bucket and lever efforts are light reducing operator fatigue. Along with ergonomic operator positioning, this means JCB midis ensure all-day productivity.

On the 8080 there's also the Advanced Management System (AMS). Operated from a clearly visible console, it lets you select three digging modes (heavy, standard and light) so you always use the right amount of power for maximum fuel efficiency. AMS also offers an auto-idle function, with manual override, that can be set in 5-second blocks, a programmable intermittent wiper, an automatic re-fuelling cut-off switch, a visual audible warning system and more.

It all results in an easier life for the operator, with less stress and more productivity.





# Build quality, superb service access

Hoses routed on top of the boom for damage protection and optimum visibility

Quick release couplers on auxiliary pipework prevent oil leaks and contamination

2-speed track motors and hoses are completely enclosed within the undercarriage for protection

Easy access to all service points and 500-hour service intervals

8055/65 have a removable floor plate for access to hydraulics



All JCB midi excavators boast superb build quality, with a robust undercarriage and superstructure designed for maximum reliability, minimum downtime and with the operator and service teams in mind.

Hoses are routed on top of the boom for damage protection; the auxiliary pipework features quick release couplers to prevent oil leaks when connecting attachments; and high levels of engine filtration prevent blockages.

The undercarriage gives optimum protection against site damage. The two-speed track motors (manual or automatic) and the hoses are completely enclosed within the undercarriage, preventing damage. And the sloped track frame encourages dirt to slide off, preventing build-up that could cause problems.

In direct response to customers, all our midis now also boast unrivalled access for easier servicing, along with increased service intervals to 500 hours. You can check the oil from ground level, the fuel filter system features a combined sediment, filter and primer so you can prime the system if it runs out of fuel, and you can change the filter without extra tools. Under the rear cover, a moulded fuel tank has a larger capacity for longer working hours and it's easy to get to all of the service points.

The side-mounted engines and rear-mounted valve blocks both give unparalleled access for carrying out daily checks and regular services, while grouped service points and ground level access make maintenance easier.

Then there is AMS, which gives an at-a-glance guide to operational status and history; highlights potential requirements and issues (eg a loss in oil pressure or a service is due) before they become big problems; and can be used to download diagnostic and service information.







# The 8055 RTS/ZTS and 8065 RTS

Load-sensed hydraulics give impressive  
tearout forces and tractive effort

Auto kickdown saves time and the need  
for operator intervention

X-frame undercarriage ensures debris doesn't  
build up and impede performance

Curved dozer profile forms into a roll,  
increasing productivity

Single-acting (optional double-acting) auxiliary pipework  
to the dipper for powering attachments



The JCB 8055 and 8065 offer superb levels of power for this class of excavator. The 8055 features a highly efficient Tier 3 Isuzu 34kW (46hp) engine, with a Turbo Isuzu 38kW (51hp) engine in the 8065. This larger engine also means the 8065 uses a higher capacity hydraulic system along with increased counterweight for even greater productivity and working capacity.

All this power is transferred into superb digging and tracking performance via the load-sensed hydraulic system (on all models), giving you impressive tearout forces, and high levels of tractive effort and tracking speeds.

For operating on a variety of surfaces, rubber tracks are provided as standard, with optional steel tracks for more arduous applications. The two-speed track motors provide high tracking speeds. Plus, when you select high speed, auto kickdown automatically senses the pressure increase and changes down to a low gear; when the pressure decreases, it automatically changes back up again to high speed for faster travel.

When it comes to dozing, you'll find excellent tractive effort and a unique JCB dozer design featuring an improved curved profile. This forms material into a roll that then keeps moving away from the machine rather than building up. As well as being more rigid, the X-frame undercarriage design also features sloped exit points, again keeping the tracks from clogging and reducing wear on parts.

For ready-to-go versatility, both machines feature single-acting auxiliary pipework to the dipper as standard for powering breaker attachments. Options also include double-acting pipework, for powering earth drills etc, and low, high and proportional auxiliary circuits for a variety of attachments and control.

The 8055 is compatible with 8040 and 8045 buckets with the option to take the older 2DX and some 3CX buckets, while the 8065 uses 3CX buckets as standard.





# The 8080 ZTS

ZTS and kingpost design mean you can work in confined areas

3.1-litre Isuzu engine provides the power you need

300-bar operating pressure maximises bucket and dipper tearouts

A huge choice of compatible buckets and attachments increases versatility

High-flow (standard) or low-flow (optional) hydraulics tailor the machine to the attachment



The JCB 8080 is built to give you power and performance, wherever you need it, even in the most confined areas.

The revolutionary JCB zero tailswing allows the 8080 to turn in the tightest spots, with no damage to the rear of the machine or site structures, and without affecting the dig envelope. A kingpost allows the boom to move left and right, independently of the cab which gives far greater access to confined spaces. And, with the boom offset to an angle, it is much easier to dig parallel against a wall, maintaining excellent operator visibility to the trench.

The 8080 has a powerful 3.1-litre, low-noise engine and generous output of 41kW (55hp)\*. A 300-bar operating pressure maximising bucket and dipper tearouts, combined with impressive dig depth and reach, results in effortless truck loading. Plus high slew torque lets the 8080 smoothly slew loads whilst on an incline.

But this machine isn't just powerful; it is also versatile. There is a huge choice of compatible buckets and attachments, either direct or quickhitch attachable from the 3CX range, including the JCB 385 Hammermaster breaker.

Depending on preference or attachment being used, the standard high-flow auxiliary pipework can be operated either by foot pedal or joystick. If you need to power attachments that require multiple hydraulic actuation, we also offer a low-flow pipework option.

The JCB undercarriage with proven running gear and sealed-for-life track rollers can also be specified with either rubber or steel tracks in a variety of widths and, most importantly, you don't need to make expensive alterations to switch between the two.

\* Gross = 44kW (59hp)





## Engine and hydraulics

500 hour service intervals.

Net engine power 41kW (55hp) / Gross engine power 44kW (59hp).

Hydraulic pipework for attachments.

Large diesel tank for an uninterrupted day's work.

Excellent access to all daily service points.

## Service access

Grouped access to routine checks and fills via gullwing doors.

Side-mounted engine and rear-mounted hydraulics.

Easy access to battery for charging.

Protected hose routing, colour coded for ease of maintenance.

IP69 electronics are fully dust and pressure washer proof.

## Tracks

Standard-fit, steel-band continuous rubber tracks

Steel track options available.

Easy change from rubber tracks to steel.

Top and bottom roller guides.

Low ground bearing pressures.





### **Cab and Controls**

- Large class-leading cabs.
- Superb all-round visibility.
- Excellent visibility to all machine dig envelopes.
- Non-slip track levers.
- Servo controls with option of ISO or SAE.

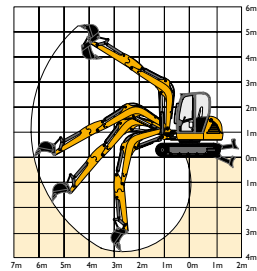
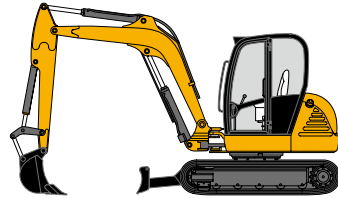
### **Boom and Dipper**

- Versatile kingpost design.
- Superb digging performance and geometry.
- Huge excavating bucket range.
- Single-acting auxiliary pipework as standard.
- Hoses neatly routed over boom for greater protection.

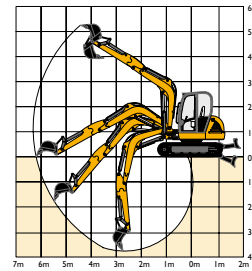
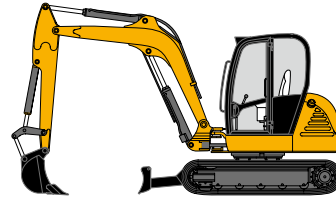
### **Undercarriage**

- X-frame undercarriage.
- Grease tensioning.
- Proven sealed-for-life rollers.
- 2-speed electronic auto kickdown.
- Fully protected hydrostatic track motors.
- JCB dozer design.

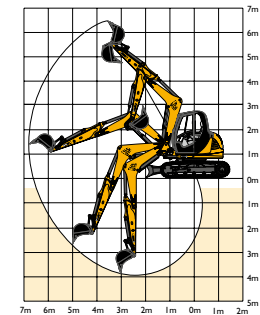

### 8055



### 8065



### 8080



Operating weight std. dipper	kg	5300	6584	8250
Net engine power	kW (hp)	34 (46)	38 (51)	41 (55)
Dipper length	mm	1900	1900	2000
Dig depth std. dipper	mm	3972	4350	4214
Ground level reach std. dipper	mm	6022	6514	6677
Dump height std. dipper	mm	4102	4271	4703
Fuel tank capacity	Ltr	68	73	103
Bucket tearout	kN	42.2	41.1*	50.0*
Dipper tearout	kN	27.8	29.7	36.0
Pump flow	Ltr/min	163	163	170
Machine width	mm	2000	2000	2300

\*Figures quoted using 3CX size bucket





### AUGER

Accurate ground removal, minimal reinstatement  
 Compact design with 50mm hex output shaft  
 All hydraulic components are well protected  
 High torque rating for better performance  
 Full range of flights, standard, heavy and rock duty  
 Replaceable wear part system



### QUICKHITCH

Proven reliability – heavy-duty casting  
 Ready to use, supplied with one set of bucket pins  
 Manual and hydraulic\* versions  
 Off pins  
 \*8080 only



### GRADING BUCKET

Ditch maintenance/grading buckets have a central reinforcing plate that gives added strength and rigidity  
 Drainage holes to reduce weight/density during operation



### KERBMASTER

Designed for accurate and safe placement of kerb edges  
 Incorporates hose-burst check valve for operator safety  
 Heavy-duty nylon face plate and nylon rollers eliminate damage to the kerb stone faces  
 Available with manual or full hydraulic rotation  
 Reduces health risks associated with manual handling



### BUCKET RANGE

Hardened steel pivot pins and replaceable wear parts  
 All buckets in this range are quickhitch compatible, allowing rapid changeover of the bucket or attachment  
 Spring steel brushes prevent excessive wear to the bucket bosses  
 The addition of grease nipples enables regular lubrication to be carried out  
 Sizes available from 0.04 cu.m to 0.29 cu.m



### JCB HAMMER

A range of dipper mounted hydraulic breakers to complete a wide range of tasks  
 Solid body design is less prone to leaks and offers a more robust and reliable breaker  
 Matched piston and tool diameter transfers maximum breaking force to the material being broken  
 Oval tool retainers prevent tool rotation which extends tool and bush life  
 Supplied complete with hoses, couplings etc, ready for use

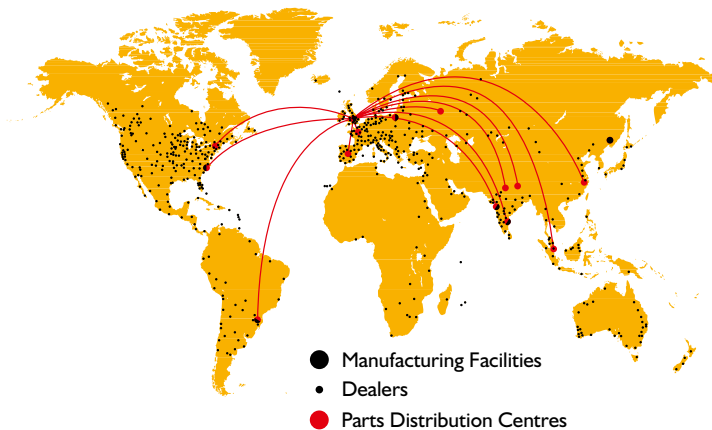


### TRAPEZOIDAL BUCKETS

Ideal for forming drainage ditches  
 Choice of angles for steep or shallow ditch sides  
 Standard JCB wear parts  
 Rugged construction with box section cross beam

## A few words about JCB

A groundbreaking, class-leading family business with a commitment to supporting our customers and protecting the environment



**A family company on a global scale.** JCB is no ordinary company. From the dreams of one man, Joseph Cyril Bamford, we have grown into the world's biggest privately owned construction company by volume. Since 1945, the same attention to detail, passion for progress and family spirit has taken us from strength to strength.

Nowadays JCB operates across all five continents, manufacturing at 17 factories in the UK, Brazil, Germany, China, North America and India. With 1,500 dealerships and depots selling and supporting our products in over 150 countries, we are one of the top three manufacturers of construction equipment with some of the finest engineering facilities in the world.

**A history of world-class innovation.** Our business has always been driven by innovation, using only the most advanced technology, components and processes, meticulous design and rigorous testing. Evidence of this doesn't come much more powerful than our revolutionary JCB Dieselmix engine. Having grabbed the headlines when it smashed the world land-speed record at 350.092mph, it is now providing our customers with tomorrow's performance today.



**Sustainability in all we do.** As a manufacturer of working machinery, operating in both established and emerging markets, we accept the challenge of helping to deliver economic and environmental sustainability. Product innovations that provide the right solutions to our customers have been a vital part of our history and will be key to our sustainable future. But in addition to developing cleaner and more efficient machines, we have a commitment to ensuring our manufacturing facilities meet the highest environmental standards.

**A commitment to our customers that goes on and on.** That's a fact we remind ourselves of constantly, and it's the reason our customers are at the heart of everything we do. Whatever a customer needs, we make it our mission to provide world-class support and 100% satisfaction.

At the heart of this is a dedication to minimising machine downtime. So our state-of-the-art World Parts Centre dispatches more than a million genuine parts and attachments every week, with an 'Anywhere in 24 hours' strategy. Our JCB-trained technicians provide excellent, expert customer care, whether it's routine servicing or something more urgent. And we are constantly looking at new, innovative ways to help you get the most out of your machine.





JCB Sales Limited, Rocester, Staffordshire, United Kingdom ST14 5JP. Tel: +44 (0)1889 590312 Email: [salesinfo@jcb.com](mailto:salesinfo@jcb.com)

Download the very latest information on this product range at: [www.jcb.com](http://www.jcb.com)

©2009 JCB Sales. All rights reserved. No part of this publication may be reproduced, stored in a retrieval system, or transmitted in any form or by any other means, electronic, mechanical, photocopying or otherwise, without prior permission from JCB Sales. JCB reserves the right to change specifications without notice. Illustrations and specifications shown may include optional equipment and accessories. The JCB logo is a registered trademark of J C Bamford Excavators Ltd.