






# X-CHAIN


## 4X160W LED - 7M

PLUG-IN Line

Patented mast  
emergency  
system



-  Zero Emissions
-  Zero Fuel
-  Zero Noise
-  Auto on/off Light Sensor
-  2600 sqm Bright, Instant LED Light



Operation: **POWER**  
Inlet plug 32A - 230V  
Outlet socket 32A - 230V

# X-CHAIN

4X160W LED - 7M

33  
units  
per truck




PLUG-IN Line

## Features

- Multi-directionally adjustable and tiltable floodlights
- 6 sections vertical tower 7meters, 340° rotatable
- **Manual lifting system by winch complete with auto-braking system**
- Galvanised metalworks
- 80 µm powder coating
- **Very compact dimensions for easy handling & transportability, up to 33 units per truck**
- Light weight for improved manoeuvrability
- Central lifting and eye forklift pockets for effective handling
- Guided main coiled cable to avoid damage during tower operation
- Circuit breaker for electrical protection against overload
- Certified wind stability up to 110 mph
- 4 extendable & height adjustable stabilisers
- On board levels for guidance during stabilisation
- **Patented mast emergency brake which prevents the falling of the mast in case of cable failure**
- Top electrical box protection cover
- 2 Retractable galvanised handles
- **Light Sensor as standard feature**
- Bolted Central lifting eye
- Also available in 110v 32A

**ZERO Emissions – ZERO Fuel – ZERO Noise**

Reduce your CARBON FOOTPRINT by using **TRIME Lighting Towers**

### Dimensions and Weight

Dimensions min (mm) LxWxH	1200x850x2100
Dimensions max (mm) LxWxH	1850x1450x7000
Weight (kg)	300

### Floodlights

Type	Led
Power (each)	160W
Floodlights number	4
IP level	65
Illuminated area (sqm)	2600

### Mast

Lifting Method	Manual
Maximum Height (m)	7 m
Maximum Wind Speed (km/h)	110 mph
Rotation (°)	340°
Patented mast emergency system	Yes

### Input&output

Inlet plug	32A - 230V
Outlet socket	32A - 230V
Tower lifting method	Manual
Trailer type	Hand trolley